

SECTION 4.55 APPLICATION

10 GRAND AVENUE, ROSEHILL NSW 2142

DRAWING LIST-DA	
SHEET NUMBER	SHEET NAME
DA-000	COVER SHEET
DA-010	SITE ANALYSIS PLAN
DA-015	SITE PLAN
DA-017	HEIGHT PLANE DIAGRAM
DA-025	AREA SCHEDULE - GFA PLANS
DA-050	DEMOLITION PLAN
DA-100	GROUND FLOOR PLAN
DA-110	LEVEL 1 FLOOR PLAN
DA-120	LEVEL 2 FLOOR PLAN
DA-130	ROOF PLAN
DA-150	SITE ELEVATIONS
DA-155	ELEVATIONS - SHEET 1
DA-156	ELEVATIONS - SHEET 2
DA-200	SECTIONS
DA-300	SHADOW DIAGRAMS - WINTER SOLSTICE
DA-500	STAGING PLAN



Issue	Date	Description
1	07.11.2019	FOR INFORMATION
2	13.11.2019	FOR INFORMATION
3	27.11.2019	FOR INFORMATION
4	03.12.2019	FOR INFORMATION
5	17.12.2019	ISSUE FOR DA
6	18.12.2019	ISSUE FOR DA
7	19.12.2019	ISSUE FOR DA
8	12.02.2020	ISSUE FOR DA
9	03.03.2020	ISSUE FOR COORDINATION
10	25.03.2020	ISSUE FOR INFORMATION
11	30.03.2020	REVISED DA ISSUE
12	31.03.2020	REVISED DA ISSUE
13	16.11.2020	ISSUE FOR SECTION 4.55
14	07.12.2020	ISSUE FOR SECTION 4.55

Notes
- Use written dimensions only
- Do not scale from drawing
- Contractors shall confirm all dimensions on-site prior to commencing any work or producing any shop drawings
- All materials to be used in accordance with the manufacturer's specifications and instructions and shall comply with the relevant Australian Standards
- Copyright of this drawing and design remain the property of Greenbox Architecture Pty Ltd
- Nominated Architect - Gerard Page; NSW reg No.7247, NZ reg No.3715, Vic reg No.17664, SA reg No.3061, QLD reg No.4538, WA reg No.2489

Project
EQUINIX SY9 8 GRAND AVENUE ROSEHILL NSW 2142
Client
EQUINIX

GREENBOX

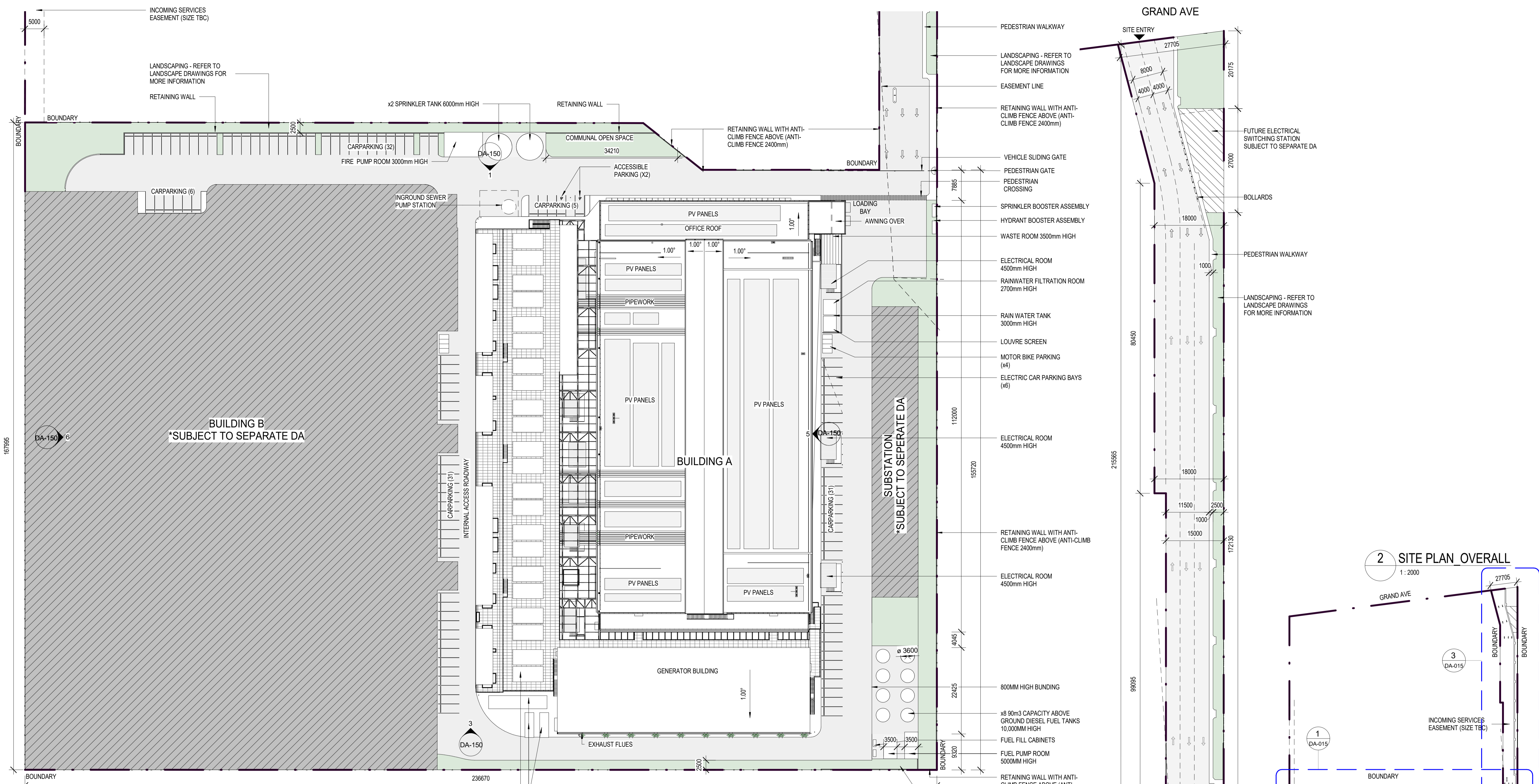
+61 2 8069 8930

LEVEL 25
25 BLIGH ST
SYDNEY NSW 2000 AUSTRALIA

GREENBOX ARCHITECTURE PTY LTD
ABN: 79 139 779 098

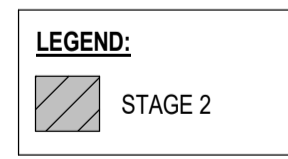
ISO 9001 CERTIFIED QUALITY SYSTEM

Drawn By	Date	Job Number
SFI	07.12.2020	190064
Checked By	Project Status	
BY	DEVELOPMENT APPLICATION	
Approved By	Drawing Title	
AO	COVER SHEET	
Scale	Drawing Number	Issue
@ A1	DA-000	14



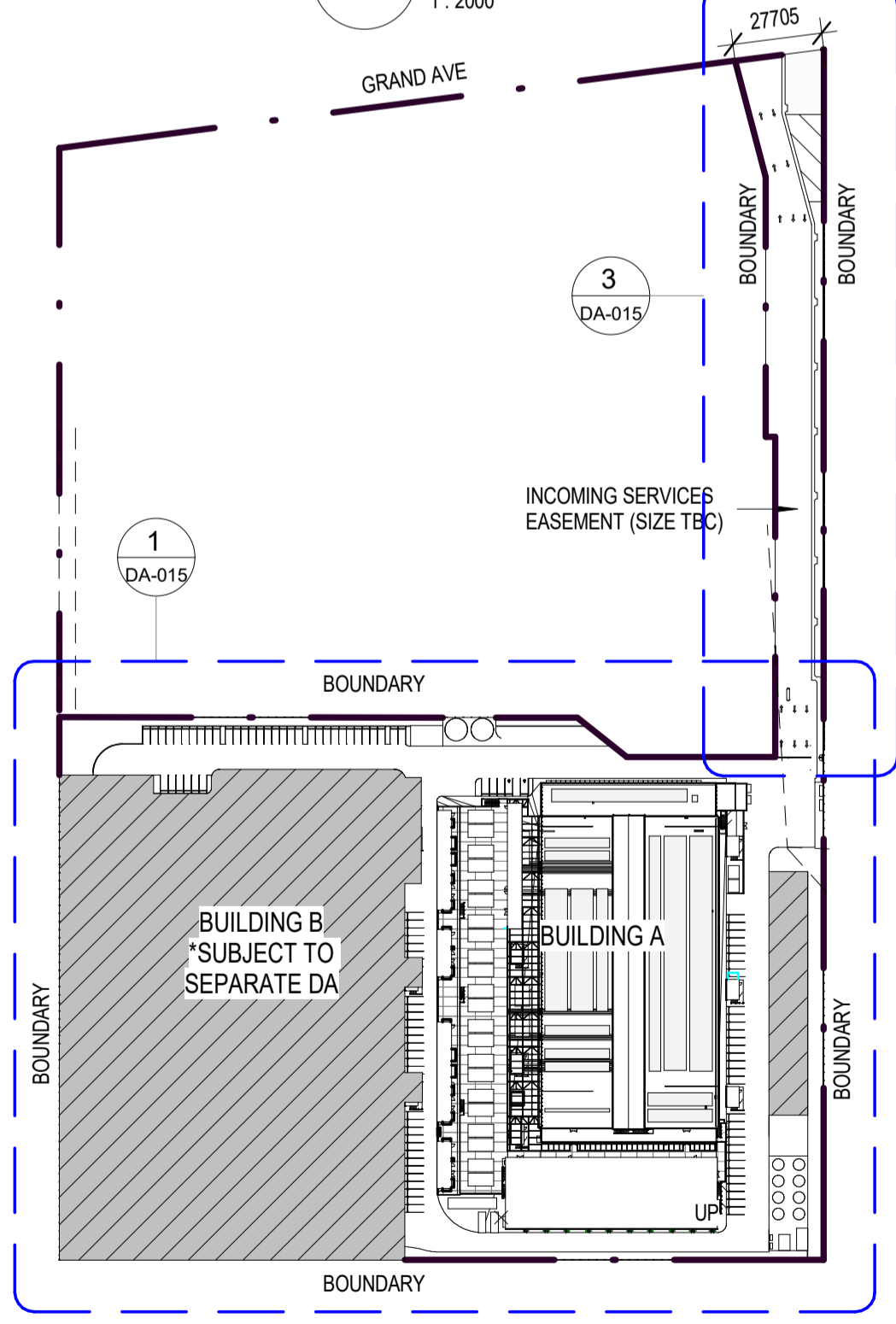
1 SITE PLAN
DA-015 1:500

SITE AREA	42,708sqm
LANDSCAPING AREA - STAGE 1	2,762sqm, (6.4%)
LANDSCAPING AREA - STAGE 2	1,610 sqm, (3.8%)
LANDSCAPING AREA - TOTAL	4,372sqm, (10.2%)
NUMBER OF BUILDINGS	2
STOREYS	3
BUILDING HEIGHT	16,300m
OVERALL BUILDING HEIGHT (INC. ROOF PLANT)	18,500m
OVERALL GEN COMPOUND HEIGHT (INC. GENERATORS)	12,000m max height
PARKING QUANTITY	105
PV PANELS (min)	2400 sqm



3 SITE PLAN - PART 3
DA-015 1:500

2 SITE PLAN OVERALL
1:2000



Issue	Date	Description
11	03.03.2020	ISSUE FOR COORDINATION
12	10.03.2020	ISSUE FOR INFORMATION
13	20.03.2020	ISSUE FOR INFORMATION
14	24.03.2020	ISSUE FOR INFORMATION
15	25.03.2020	ISSUE FOR INFORMATION
16	26.03.2020	ISSUE FOR INFORMATION
17	30.03.2020	REVISED DA ISSUE
18	16.11.2020	ISSUE FOR SECTION 4.55
19	17.11.2020	ISSUE FOR SECTION 4.55
20	16.11.2020	ISSUE FOR SECTION 4.55
21	19.11.2020	ISSUE FOR SECTION 4.55
22	20.11.2020	ISSUE FOR SECTION 4.55
23	02.12.2020	ISSUE FOR COORDINATION
24	07.12.2020	ISSUE FOR SECTION 4.55

Notes

- Use written dimensions only
- Do not scale from drawing
- Contractors shall confirm all dimensions on-site prior to commencing any work or producing any shop drawings
- All materials to be used in accordance with the manufacturer's specifications and instructions and shall comply with the relevant Australian Standards
- Copyright of this drawing and design remain the property of Greenbox Architecture Pty Ltd
- Nominated Architect - Gerard Page; NSW reg No.7247, NZ reg No.3715, Vic reg No.17664, SA reg No.3061, QLD reg No.4536, WA reg No.2469

Project
EQUINIX SY9
8 GRAND AVENUE
ROSEHILL NSW 2142

Client
EQUINIX

GREENBOX

+61 2 8069 8930

LEVEL 25
25 BLIGH ST
SYDNEY NSW 2000 AUSTRALIA

GREENBOX ARCHITECTURE PTY LTD
ABN: 79 139 779 098

ISO 9001 CERTIFIED QUALITY SYSTEM

Drawn By
SFI

Checked By
BY

Approved By
AO

Scale
As indicated @ A1


Date
07.12.2020

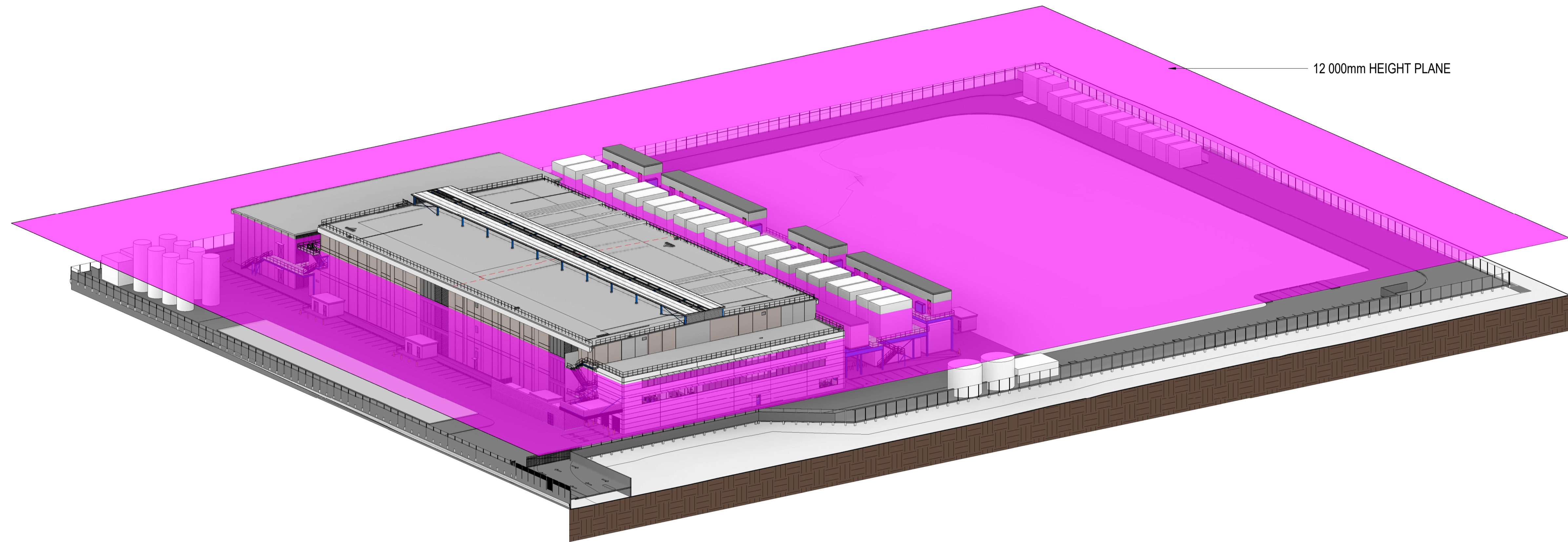
Project Status
DEVELOPMENT APPLICATION

Drawing Title
SITE PLAN

Drawing Number
DA-015

Issue
24





1 3D - DA HEIGHT DIAGRAM

Issue	Date	Description
1	03.03.2020	ISSUE FOR COORDINATION
2	25.03.2020	ISSUE FOR INFORMATION
3	30.03.2020	REVISED DA ISSUE
4	22.06.2020	REVISED DA ISSUE
5	16.11.2020	ISSUE FOR SECTION 4.55
6	18.11.2020	ISSUE FOR SECTION 4.55
7	07.12.2020	ISSUE FOR SECTION 4.55

Notes

- Use written dimensions only
- Do not scale from drawing
- Contractors shall confirm all dimensions on-site prior to commencing any work or producing any shop drawings
- All materials to be used in accordance with the manufacturer's specifications and instructions and shall comply with the relevant Australian Standards
- Copyright of this drawing and design remain the property of Greenbox Architecture Pty Ltd
- Nominated Architect - Gerard Page; NSW reg No.7247, NZ reg No.3715, Vic reg No.17664, SA reg No.3061, QLD reg No.4538, WA reg No.2489

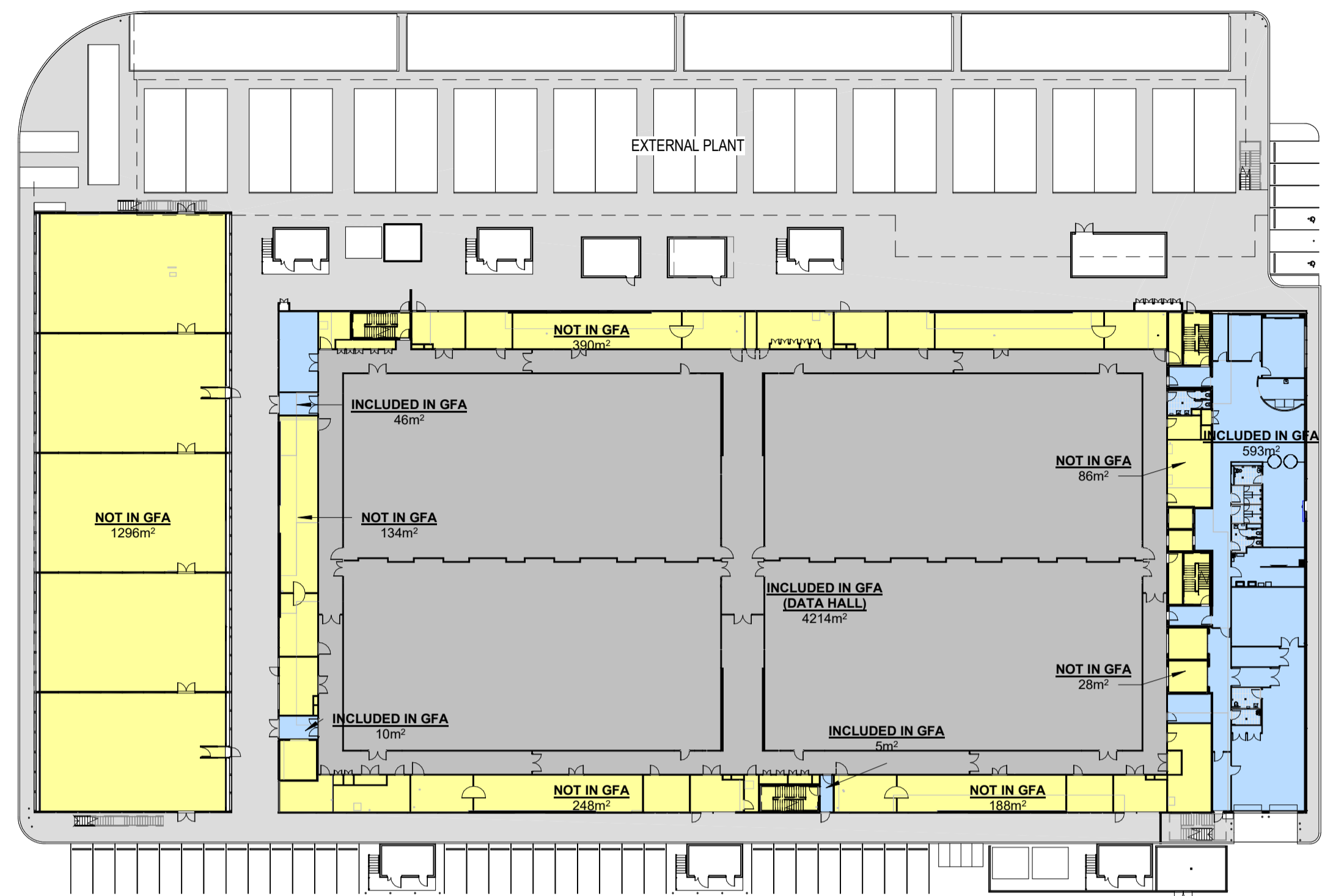
Project:
EQUINIX SY9
 8 GRAND AVENUE
 ROSEHILL NSW 2142

Client:
EQUINIX

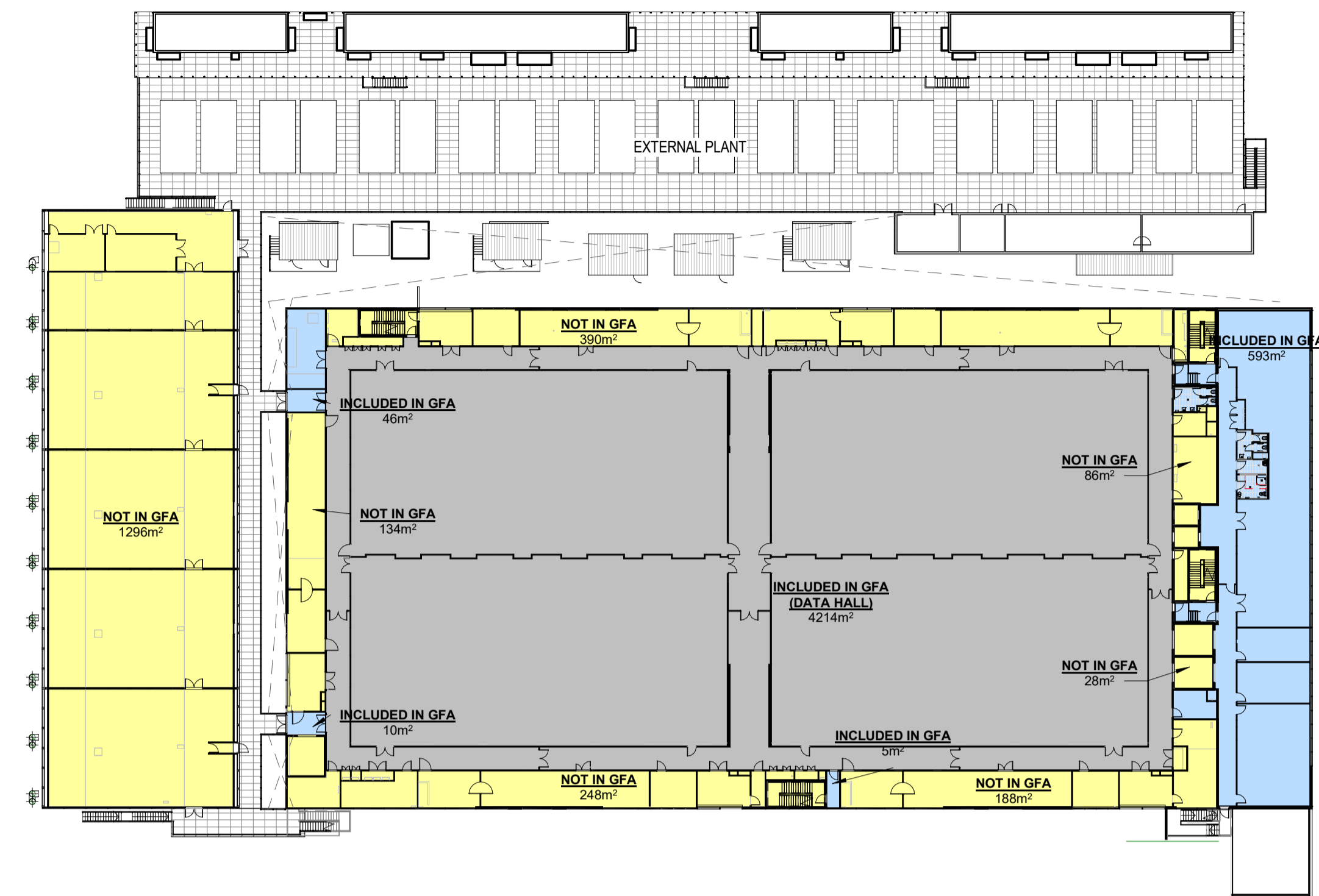


+61 2 8069 8930
 LEVEL 25
 25 BLIGH ST
 SYDNEY NSW 2000 AUSTRALIA
 GREENBOX ARCHITECTURE PTY LTD
 ABN: 79 139 779 098
 ISO 9001 CERTIFIED QUALITY SYSTEM

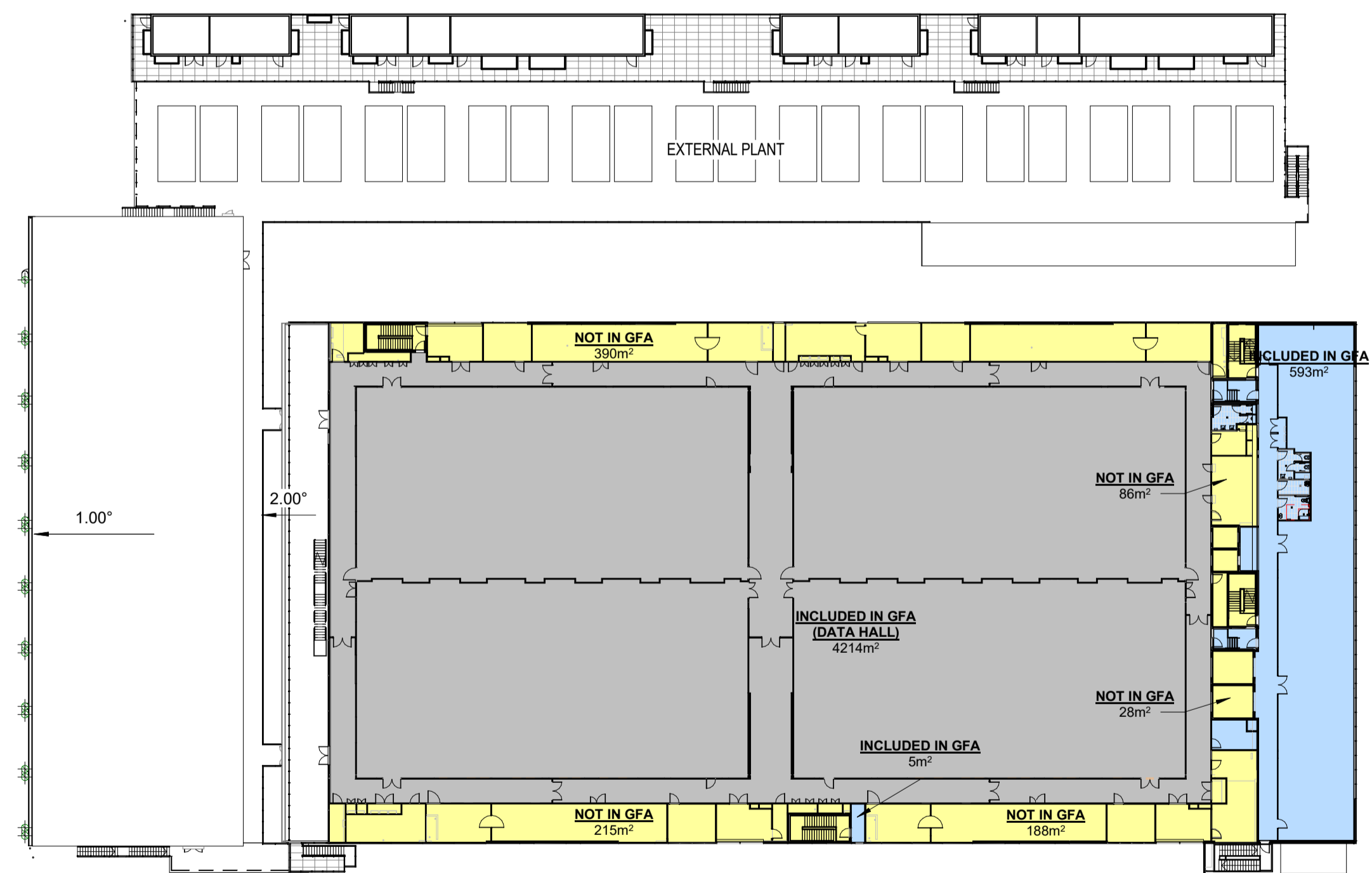
Drawn By SFI	Date 07.12.2020	Job Number 190064
Checked By BY	Project Status	
Approved By AO	Drawing Title HEIGHT PLANE DIAGRAM	
Scale @ A1	Drawing Number DA-017	
Sc. 1:100 0 1 2 3 5m	Issue 7	



1 GROUND FLOOR PLAN
1: 500



2 LEVEL 1 FLOOR PLAN
1: 500



3 LEVEL 2 FLOOR PLAN
1: 500

GROSS FLOOR AREA		BUILDING AREA	
SITE AREA	42,708 m²	GROUND FLOOR	
INCLUDED IN GFA	4868 m ²	DATA HALL	4,214 m ²
NOT IN GFA	2370 m ²	OFFICE	593 m ²
		PLANT/ MECH	2,370 m ²
LEVEL 1		LEVEL 1	
INCLUDED IN GFA	4868 m ²	DATA HALL	4,214 m ²
NOT IN GFA	2370 m ²	OFFICE	593 m ²
		PLANT/ MECH	2,370 m ²
LEVEL 3		LEVEL 3	
INCLUDED IN GFA	4812 m ²	DATA HALL	4,214 m ²
NOT IN GFA	907 m ²	OFFICE	593 m ²
		PLANT/ MECH	907 m ²
TOTAL GFA	14,548 m²	TOTAL DATA HALL	12,642 m²
TOTAL NOT IN GFA	5,647 m²	TOTAL OFFICE	1,779 m²
FSR	0.34:1	TOTAL PLANT/ MECH	5,647 m²

Issue	Date	Description
1	27.11.2019	FOR INFORMATION
2	03.12.2019	FOR INFORMATION
3	17.12.2019	ISSUE FOR DA
4	12.02.2020	ISSUE FOR DA
5	03.03.2020	ISSUE FOR COORDINATION
6	25.03.2020	ISSUE FOR INFORMATION
7	30.03.2020	REVISED DA ISSUE
8	17.11.2020	ISSUE FOR SECTION 4.55
9	25.11.2020	ISSUE FOR SECTION 4.55
10	07.12.2020	ISSUE FOR SECTION 4.55
11	08.12.2020	ISSUE FOR SECTION 4.55

Notes

- Use written dimensions only
- Do not scale from drawing
- Contractors shall confirm all dimensions on-site prior to commencing any work or producing any shop drawings
- All materials to be used in accordance with the manufacturer's specifications and instructions and shall comply with the relevant Australian Standards
- Copyright of this drawing and design remain the property of Greenbox Architecture Pty Ltd
- Nominated Architect - Gerard Page; NSW reg No.7247, NZ reg No.3715, Vic reg No.17664, SA reg No.3061, QLD reg No.4538, WA reg No.2489

Project:
EQUINIX SY9
8 GRAND AVENUE
ROSEHILL NSW 2142

Client:
EQUINIX

GREENBOX

+61 2 8069 8930

LEVEL 25
25 BLIGH ST
SYDNEY NSW 2000 AUSTRALIA

GREENBOX ARCHITECTURE PTY LTD
ABN: 79 139 779 098

ISO 9001 CERTIFIED QUALITY SYSTEM

Drawn By
SFI

Checked By
BY

Approved By
AO

Scale
As indicated @ A1

Sc. 1:500 0 5 10 15 25m

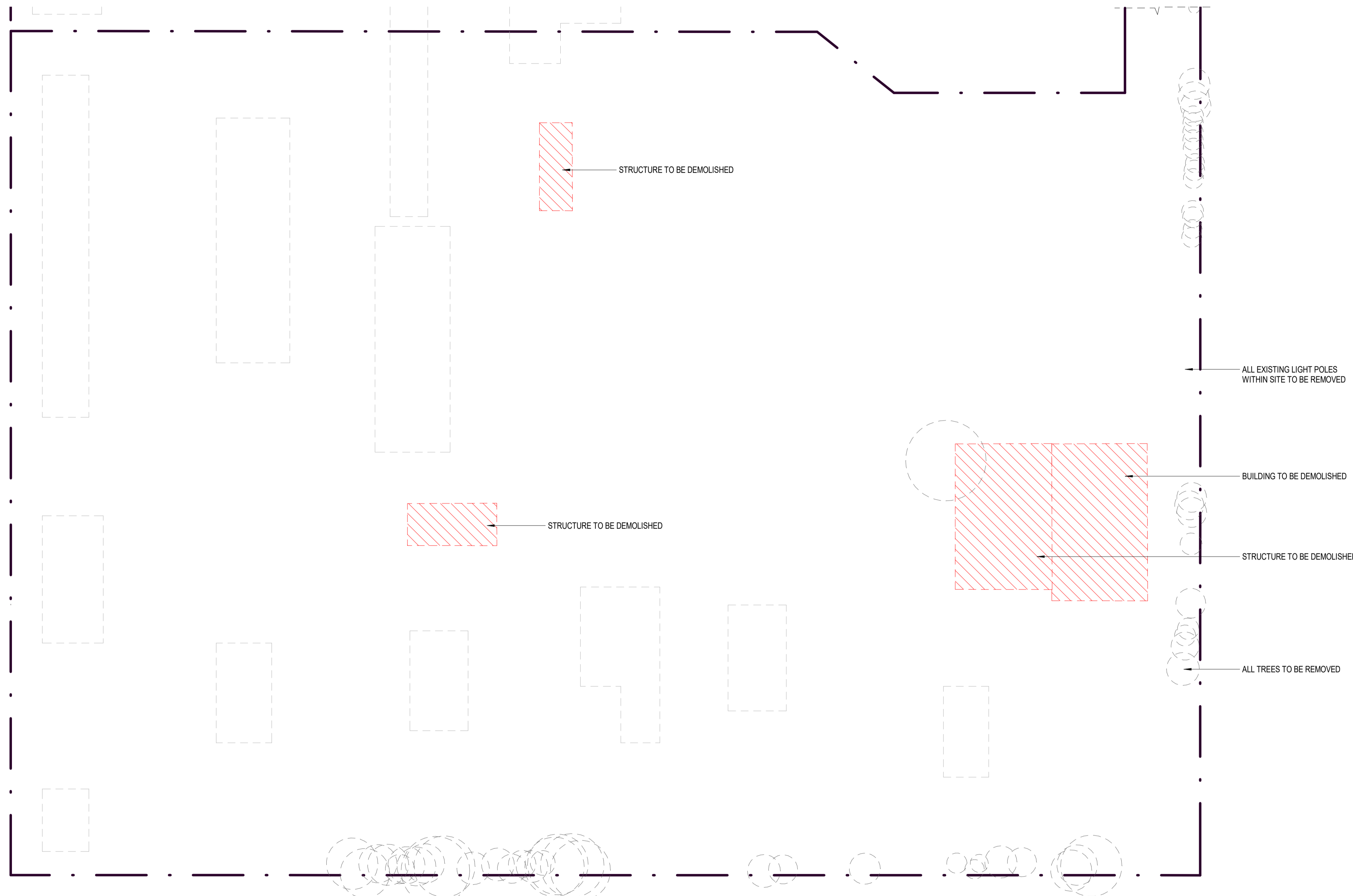
Date
08.12.2020

Project Status
DEVELOPMENT APPLICATION

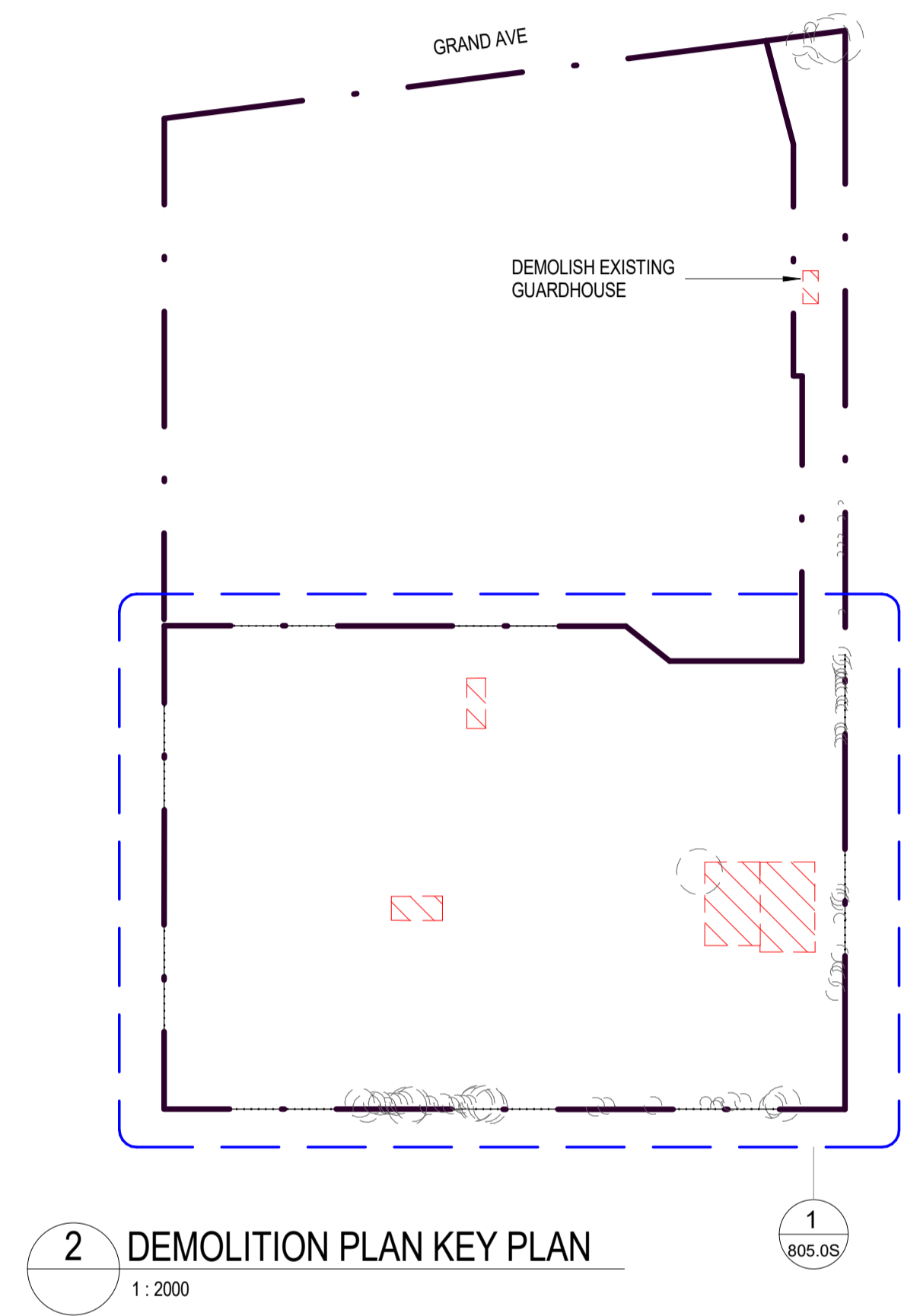
Drawing Title
AREA SCHEDULE - GFA PLANS

Drawing Number
DA-025

Issue
11



1 DEMOLITION PLAN
1:500



2 DEMOLITION PLAN KEY PLAN
1:2000

LEGEND:
 TO BE DEMOLISHED
 TREES TO BE REMOVED
 STORAGE CONTAINERS/ PALLETS TO BE REMOVED
NOTE:
 REFER TO CIVIL ENGINEERS DRAWINGS FOR MORE INFORMATION

Issue	Date	Description
1	27.11.2019	FOR INFORMATION
2	03.12.2019	FOR INFORMATION
3	17.12.2019	ISSUE FOR DA
4	03.03.2020	ISSUE FOR COORDINATION
5	25.03.2020	ISSUE FOR INFORMATION
6	30.03.2020	REVISED DA ISSUE
7	20.11.2020	ISSUE FOR SECTION 4.55
8	07.12.2020	ISSUE FOR SECTION 4.55

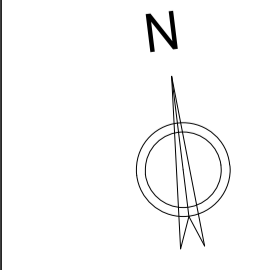
Notes
 - Use written dimensions only
 - Do not scale from drawing
 - Contractors shall confirm all dimensions on-site prior to commencing any work or producing any shop drawings
 - All materials to be used in accordance with the manufacturer's specifications and instructions and shall comply with the relevant Australian Standards
 - Copyright of this drawing and design remain the property of Greenbox Architecture Pty Ltd
 - Nominated Architect - Gerard Page; NSW reg No.7247, NZ reg No.3715, Vic reg No.17664, SA reg No.3061, QLD reg No.4536, WA reg No.2469

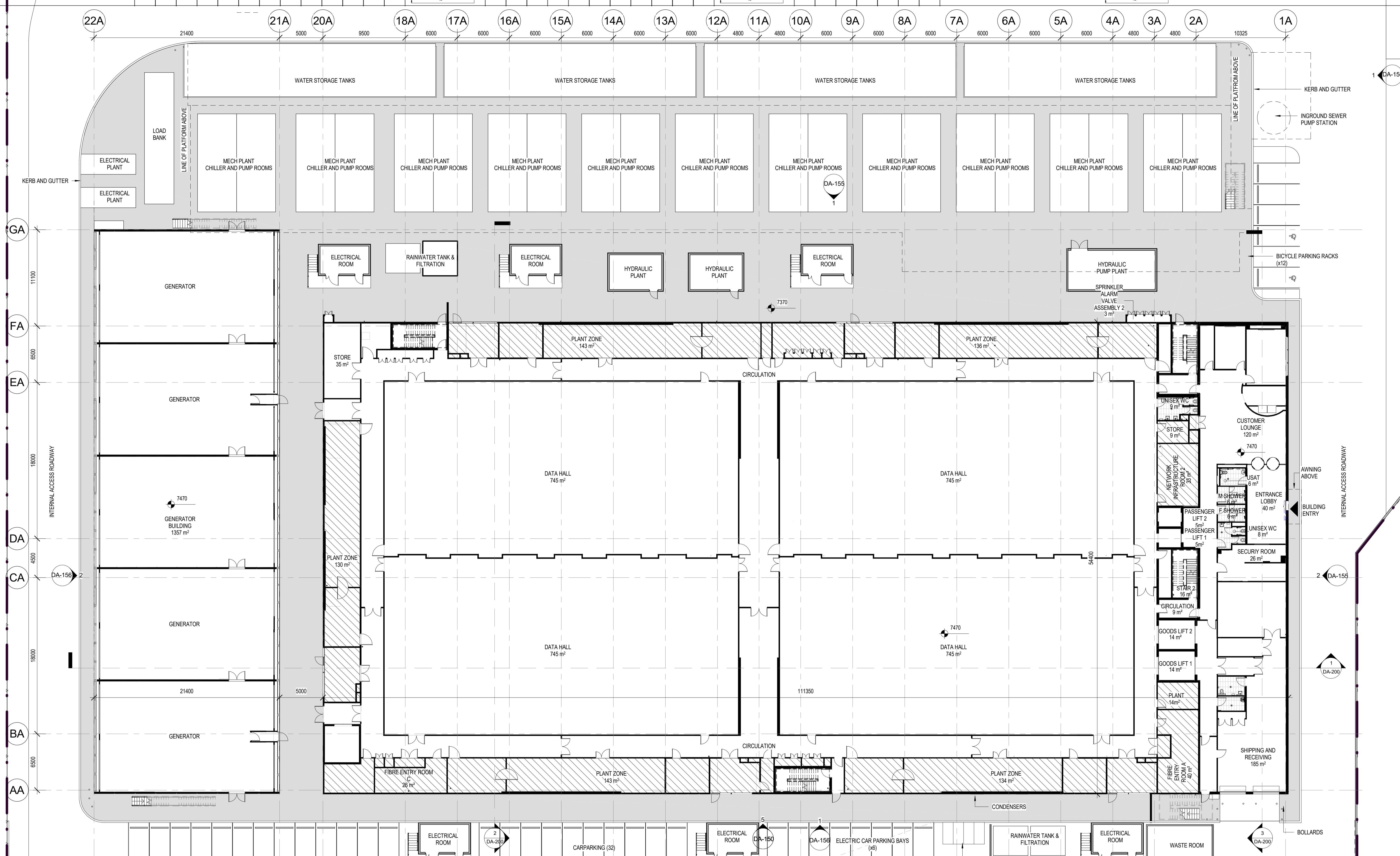
Project
 EQUINIX SY9
 8 GRAND AVENUE
 ROSEHILL NSW 2142
Client
 EQUINIX

GREENBOX
 +61 2 8069 8930
 LEVEL 25
 25 BLIGH ST
 SYDNEY NSW 2000 AUSTRALIA
 GREENBOX ARCHITECTURE PTY LTD
 ABN: 79 139 779 098
 ISO 9001 CERTIFIED QUALITY SYSTEM

Drawn By SFI	Date 07.12.2020	Job Number 190064
Checked By BY	Project Status	
Approved By AO	Drawing Title DEMOLITION PLAN	
Scale As indicated @ A1	Drawing Number DA-050	Issue 8

Sc. 1:500 0 5 10 15 25m





1 BUILDING A GROUND FLOOR PLAN

1 : 200

Issue	Date	Description
1	07.11.2019	FOR INFORMATION
2	13.11.2019	FOR INFORMATION
3	27.11.2019	FOR INFORMATION
4	29.11.2019	FOR INFORMATION
5	03.12.2019	FOR INFORMATION
6	17.12.2019	ISSUE FOR DA
7	12.02.2020	ISSUE FOR DA
8	03.03.2020	ISSUE FOR COORDINATION
9	24.03.2020	ISSUE FOR INFORMATION
10	29.03.2020	ISSUE FOR INFORMATION
11	30.03.2020	REVISED DA ISSUE
12	16.11.2020	ISSUE FOR SECTION 4.55
13	18.11.2020	ISSUE FOR SECTION 4.55
14	07.12.2020	ISSUE FOR SECTION 4.55

Notes

- Use written dimensions only
- Do not scale from drawing
- Contractors shall confirm all dimensions on-site prior to commencing any work or producing any shop drawings
- All materials to be used in accordance with the manufacturer's specifications and instructions and shall comply with the relevant Australian Standards
- Copyright of this drawing and design remain the property of Greenbox Architecture Pty Ltd
- Nominated Architect - Gerard Page; NSW reg No.7247, NZ reg No.3715, Vic reg No.17664, SA reg No.3061, QLD reg No.4538, WA reg No.2489

Project:
EQUINIX SY9
8 GRAND AVENUE
ROSEHILL NSW 2142

Client:
EQUINIX

GREENBOX

+61 2 8069 8930

LEVEL 25
25 BLIGH ST
SYDNEY NSW 2000 AUSTRALIA

GREENBOX ARCHITECTURE PTY LTD
ABN: 79 139 779 098

ISO 9001 CERTIFIED QUALITY SYSTEM

Drawn By
SFI

Checked By
BY

Approved By
AO

Scale
1 : 200 @ A1

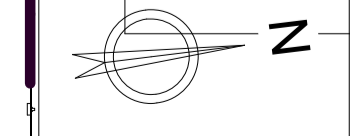
Date
07.12.2020

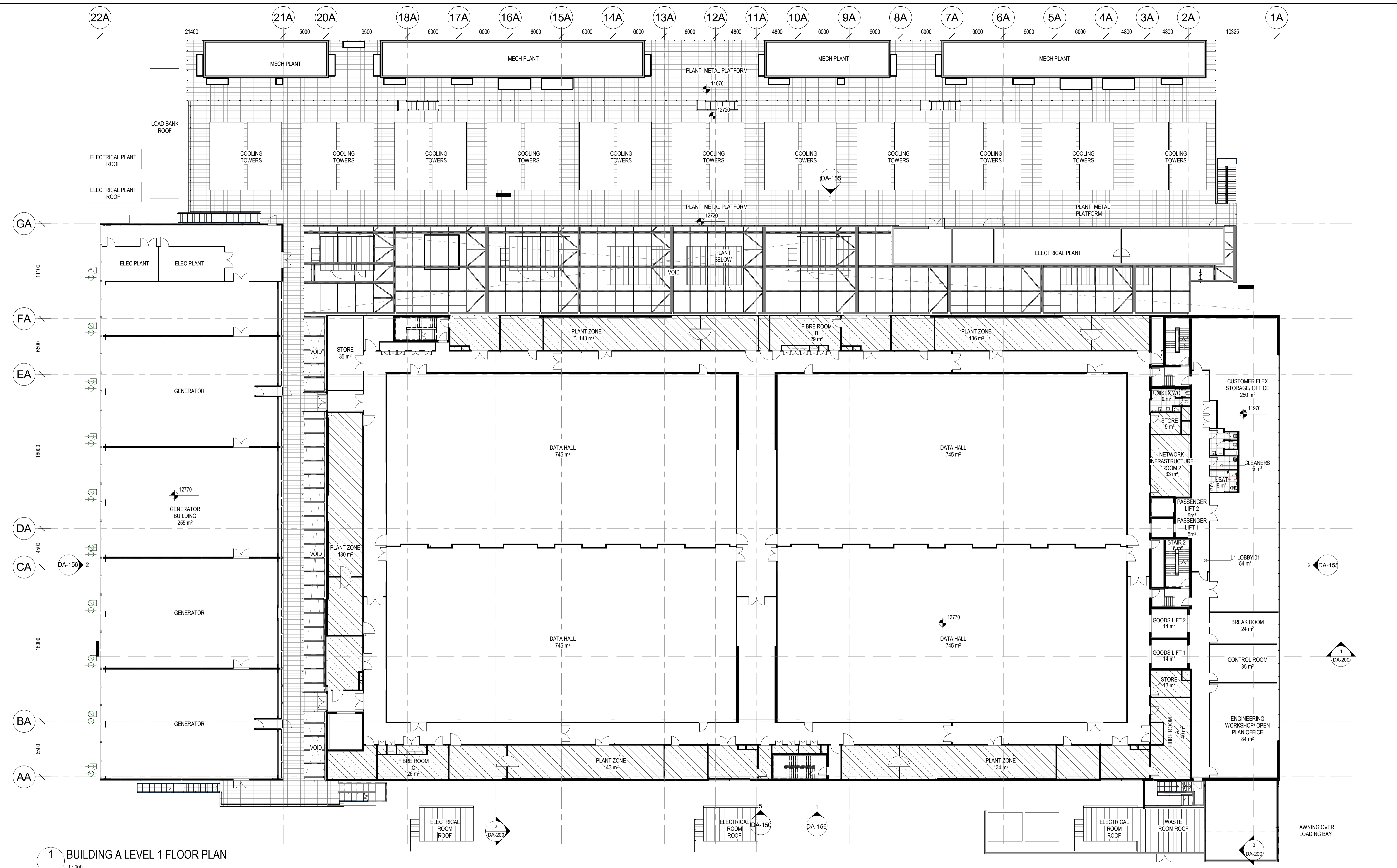
Project Status
DEVELOPMENT APPLICATION

Drawing Title
GROUND FLOOR PLAN

Drawing Number
DA-100

Issue
14





1 BUILDING A LEVEL 1 FLOOR PLAN
1 : 200

Issue	Date	Description
1	07.11.2019	FOR INFORMATION
2	13.11.2019	FOR INFORMATION
3	27.11.2019	FOR INFORMATION
4	29.11.2019	FOR INFORMATION
5	03.12.2019	FOR INFORMATION
6	17.12.2019	ISSUE FOR DA
7	12.02.2020	ISSUE FOR DA
8	03.03.2020	ISSUE FOR COORDINATION
9	25.03.2020	ISSUE FOR INFORMATION
10	30.03.2020	REVISED DA ISSUE
11	16.11.2020	ISSUE FOR SECTION 4.55
12	17.11.2020	ISSUE FOR SECTION 4.55
13	07.12.2020	ISSUE FOR SECTION 4.55

Notes

- Use written dimensions only
- Do not scale from drawing
- Contractors shall confirm all dimensions on-site prior to commencing any work or producing any shop drawings
- All materials to be used in accordance with the manufacturer's specifications and instructions and shall comply with the relevant Australian Standards
- Copyright of this drawing and design remain the property of Greenbox Architecture Pty Ltd
- Nominated Architect - Gerard Page; NSW reg No.7247, NZ reg No.3715, Vic reg No.17664, SA reg No.3061, QLD reg No.4538, WA reg No.2489

Project:
EQUINIX SY9
8 GRAND AVENUE
ROSEHILL NSW 2142

Client:
EQUINIX

GREENBOX

+61 2 8069 8930

LEVEL 25
25 BLSH ST
SYDNEY NSW 2000 AUSTRALIA

GREENBOX ARCHITECTURE PTY LTD
ABN: 79 139 779 098

ISO 9001 CERTIFIED QUALITY SYSTEM

Drawn By
SFI

Checked By
BY

Approved By
AO

Scale
1 : 200 @ A1

Date
07.12.2020

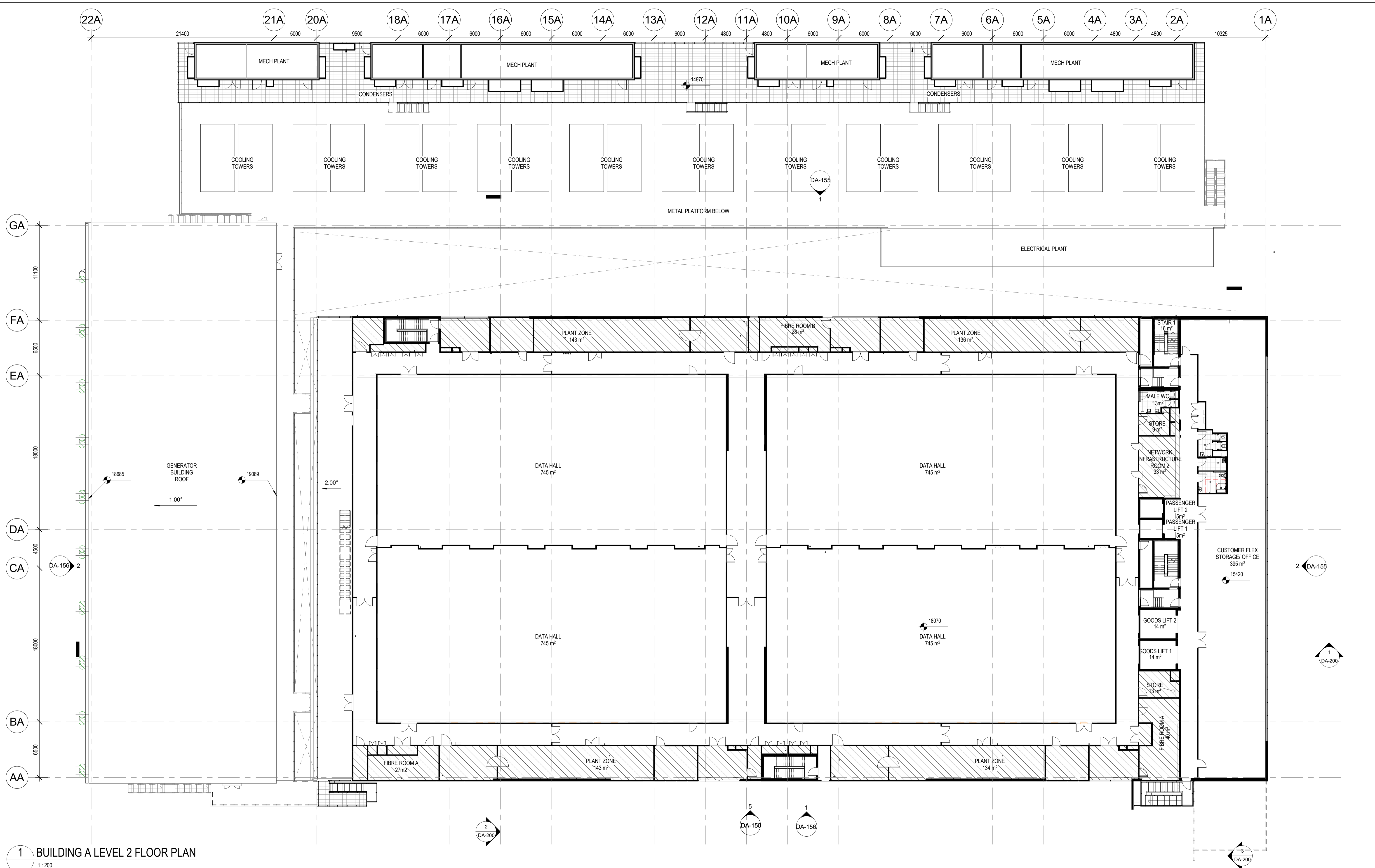
Job Number
190064

Project Status
DEVELOPMENT APPLICATION

Drawing Title
LEVEL 1 FLOOR PLAN

Drawing Number
DA-110

Issue
13



1 BUILDING A LEVEL 2 FLOOR PLAN
1:200

Issue	Date	Description
1	07.11.2019	FOR INFORMATION
2	13.11.2019	FOR INFORMATION
3	27.11.2019	FOR INFORMATION
4	29.11.2019	FOR INFORMATION
5	03.12.2019	FOR INFORMATION
6	17.12.2019	ISSUE FOR DA
7	12.02.2020	ISSUE FOR DA
8	03.03.2020	ISSUE FOR COORDINATION
9	25.03.2020	ISSUE FOR INFORMATION
10	30.03.2020	REVISED DA ISSUE
11	16.11.2020	ISSUE FOR SECTION 4.55
12	07.12.2020	ISSUE FOR SECTION 4.55

Notes

- Use written dimensions only
- Do not scale from drawing
- Contractors shall confirm all dimensions on-site prior to commencing any work or producing any shop drawings
- All materials to be used in accordance with the manufacturer's specifications and instructions and shall comply with the relevant Australian Standards
- Copyright of this drawing and design remain the property of Greenbox Architecture Pty Ltd
- Nominated Architect - Gerard Page; NSW reg No.7247, NZ reg No.3715, Vic reg No.17664, SA reg No.3061, QLD reg No.4538, WA reg No.2489

Project:
EQUINIX SY9
8 GRAND AVENUE
ROSEHILL NSW 2142

Client:
EQUINIX

GREENBOX

+61 2 8069 8930

LEVEL 25
25 BLIGH ST
SYDNEY NSW 2000 AUSTRALIA

GREENBOX ARCHITECTURE PTY LTD
ABN: 79 139 779 098

ISO 9001 CERTIFIED QUALITY SYSTEM

Drawn By
SFI

Checked By
BY

Approved By
AO

Scale
1:200 @ A1

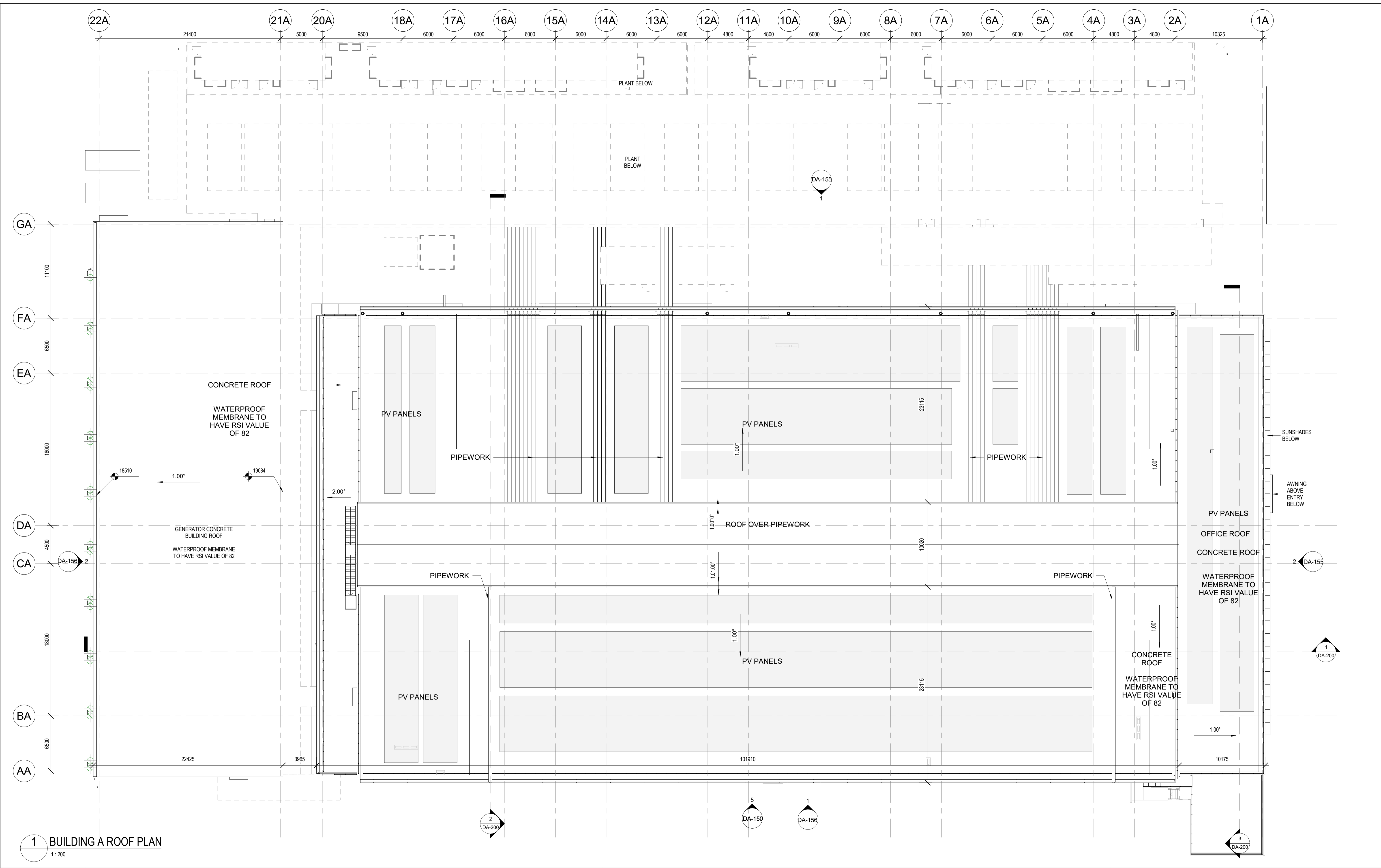
Date
07.12.2020

Project Status
DEVELOPMENT APPLICATION

Drawing Title
LEVEL 2 FLOOR PLAN

Drawing Number
DA-120

Issue
12



1 BUILDING A ROOF PLAN
1 : 200

Issue	Date	Description
1	07.11.2019	FOR INFORMATION
2	13.11.2019	FOR INFORMATION
3	27.11.2019	FOR INFORMATION
4	29.11.2019	FOR INFORMATION
5	03.12.2019	FOR INFORMATION
6	17.12.2019	ISSUE FOR DA
7	12.02.2020	ISSUE FOR DA
8	03.03.2020	ISSUE FOR COORDINATION
9	25.03.2020	ISSUE FOR INFORMATION
10	30.03.2020	REVISED DA ISSUE
11	16.11.2020	ISSUE FOR SECTION 4.55
12	17.11.2020	ISSUE FOR SECTION 4.55
13	07.12.2020	ISSUE FOR SECTION 4.55

Notes

- Use written dimensions only
- Do not scale from drawing
- Contractors shall confirm all dimensions on-site prior to commencing any work or producing any shop drawings
- All materials to be used in accordance with the manufacturer's specifications and instructions and shall comply with the relevant Australian Standards
- Copyright of this drawing and design remain the property of Greenbox Architecture Pty Ltd
- Nominated Architect - Gerard Page; NSW reg No.7247, NZ reg No.3715, Vic reg No.17664, SA reg No.3061, QLD reg No.4538, WA reg No.2489

Project:
EQUINIX SY9
8 GRAND AVENUE
ROSEHILL NSW 2142

Client:
EQUINIX

GREENBOX

+61 2 8069 8930

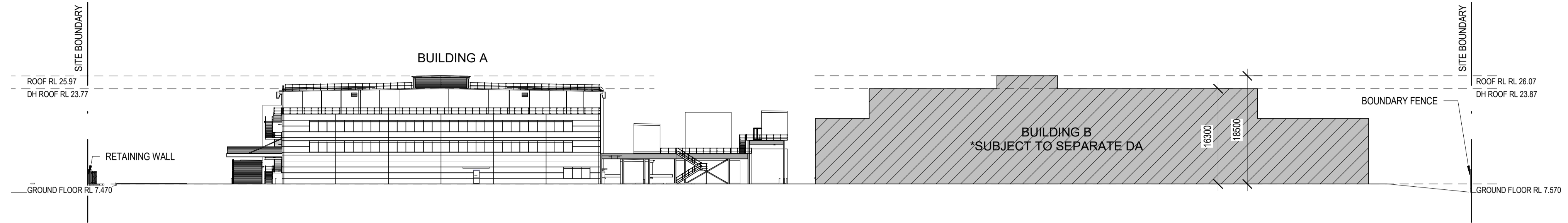
LEVEL 25
25 BLIGH ST
SYDNEY NSW 2000 AUSTRALIA

GREENBOX ARCHITECTURE PTY LTD
ABN: 79 139 779 098

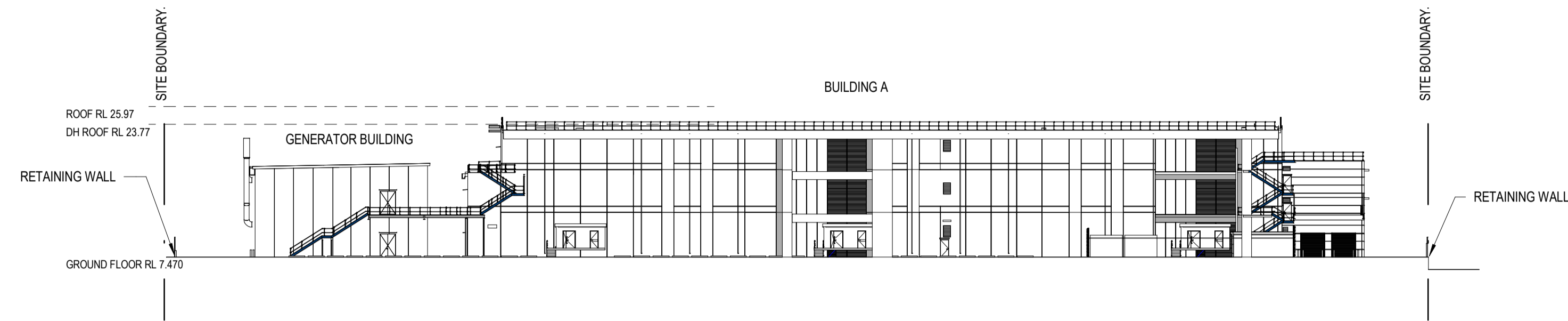
ISO 9001 CERTIFIED QUALITY SYSTEM

Drawn By SFI	Date 07.12.2020	Job Number 190064
Checked By BY	Project Status DEVELOPMENT APPLICATION	
Approved By AO	Drawing Title ROOF PLAN	
Scale 1 : 200 @ A1	Drawing Number DA-130	Issue 13

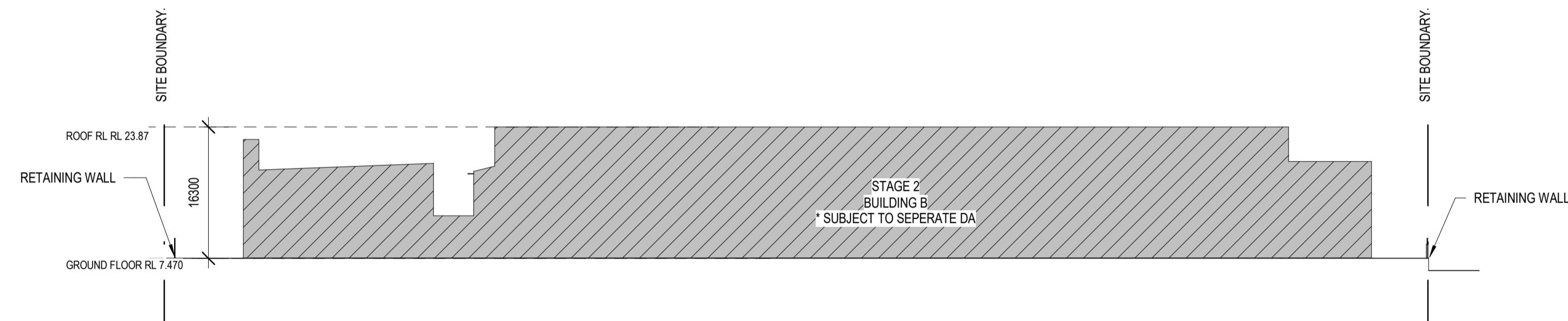
1 SITE ELEVATION - NORTH
442.4S 1:500



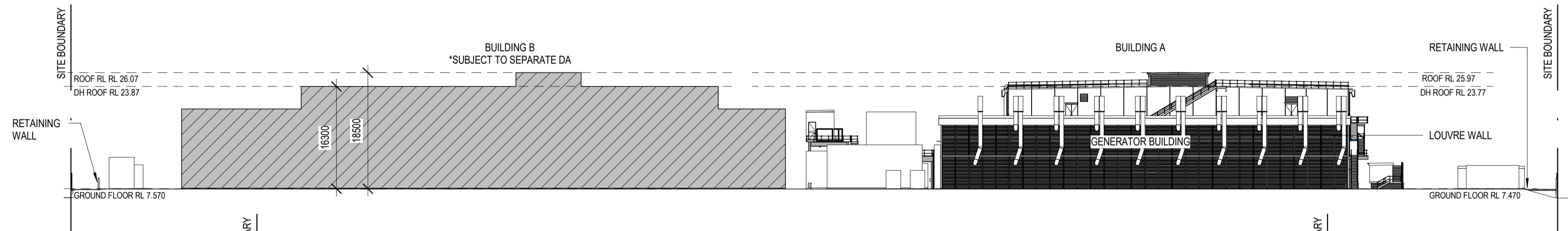
2 SITE ELEVATION - EAST BUILDING A
442.4S 1:500



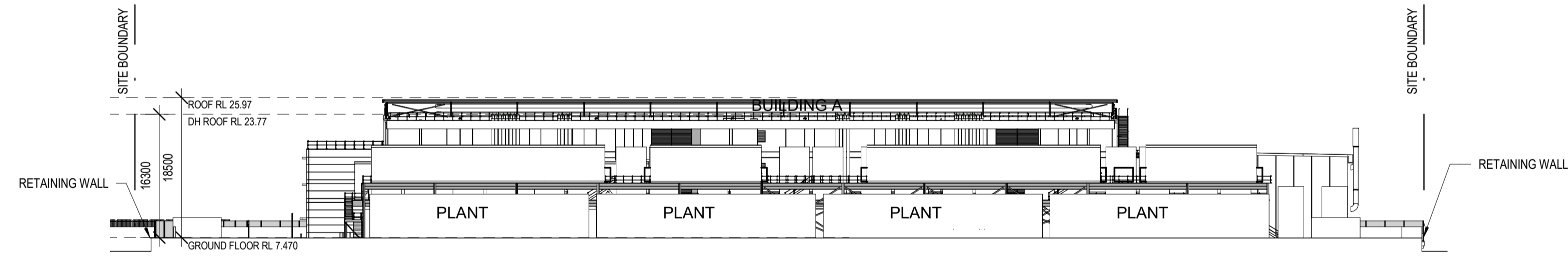
5 SITE ELEVATION - EAST BUILDING B
443.4S 1:500



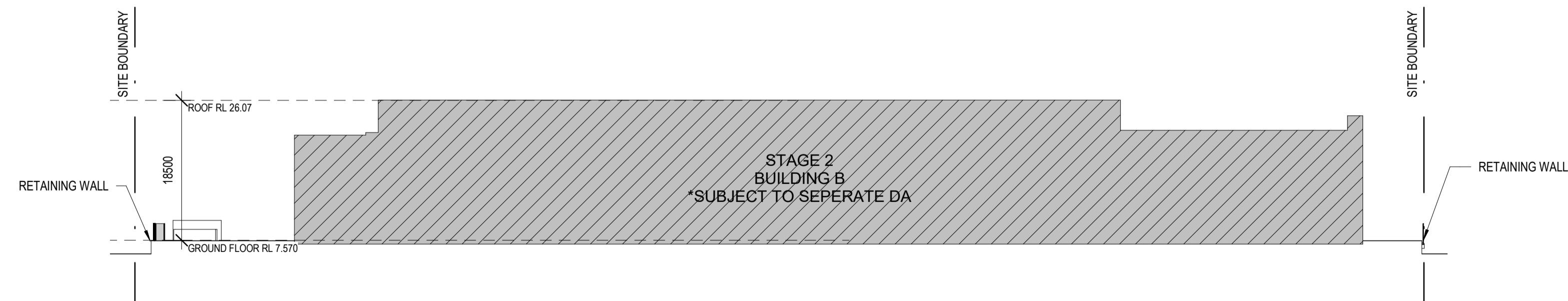
3 SITE ELEVATION - SOUTH
DA-015 1:500



4 SITE ELEVATION - WEST BUILDING A
443.4S 1:500



6 SITE ELEVATION - WEST BUILDING B
442.4S 1:500



Issue	Date	Description
1	27.11.2019	FOR INFORMATION
2	03.12.2019	FOR INFORMATION
3	17.12.2019	ISSUE FOR DA
4	18.12.2019	ISSUE FOR DA
5	12.02.2020	ISSUE FOR DA
6	03.03.2020	ISSUE FOR COORDINATION
7	25.03.2020	ISSUE FOR INFORMATION
8	30.03.2020	REVISED DA ISSUE
9	16.11.2020	ISSUE FOR SECTION 4.55
10	07.12.2020	ISSUE FOR SECTION 4.55

Notes

- Use written dimensions only
- Do not scale from drawing
- Contractors shall confirm all dimensions on-site prior to commencing any work or producing any shop drawings
- All materials to be used in accordance with the manufacturer's specifications and instructions and shall comply with the relevant Australian Standards
- Copyright of this drawing and design remain the property of Greenbox Architecture Pty Ltd
- Nominated Architect - Gerard Page; NSW reg No.7247, NZ reg No.3715, Vic reg No.17664, SA reg No.3061, QLD reg No.4538, WA reg No.2489

Project:
EQUINIX SY9
8 GRAND AVENUE
ROSEHILL NSW 2142

Client:
EQUINIX

GREENBOX

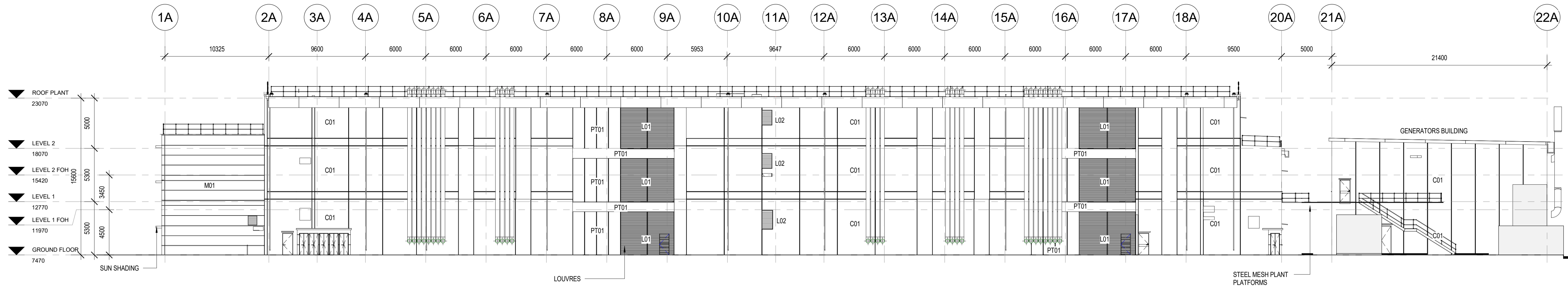
+61 2 8069 8930

LEVEL 25
25 BLIGH ST
SYDNEY NSW 2000 AUSTRALIA

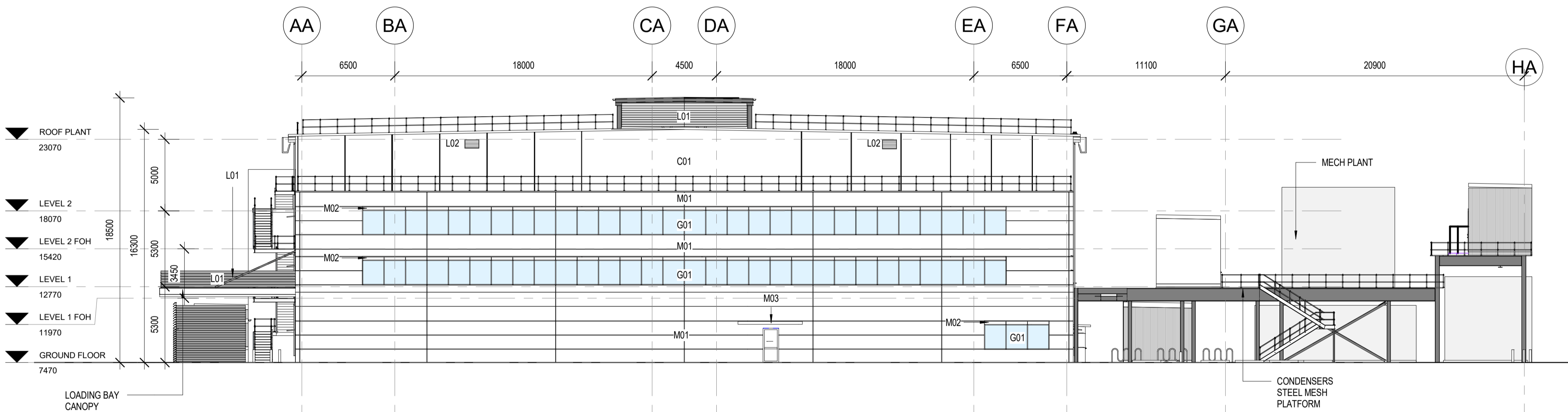
GREENBOX ARCHITECTURE PTY LTD
ABN: 79 139 779 098

ISO 9001 CERTIFIED QUALITY SYSTEM

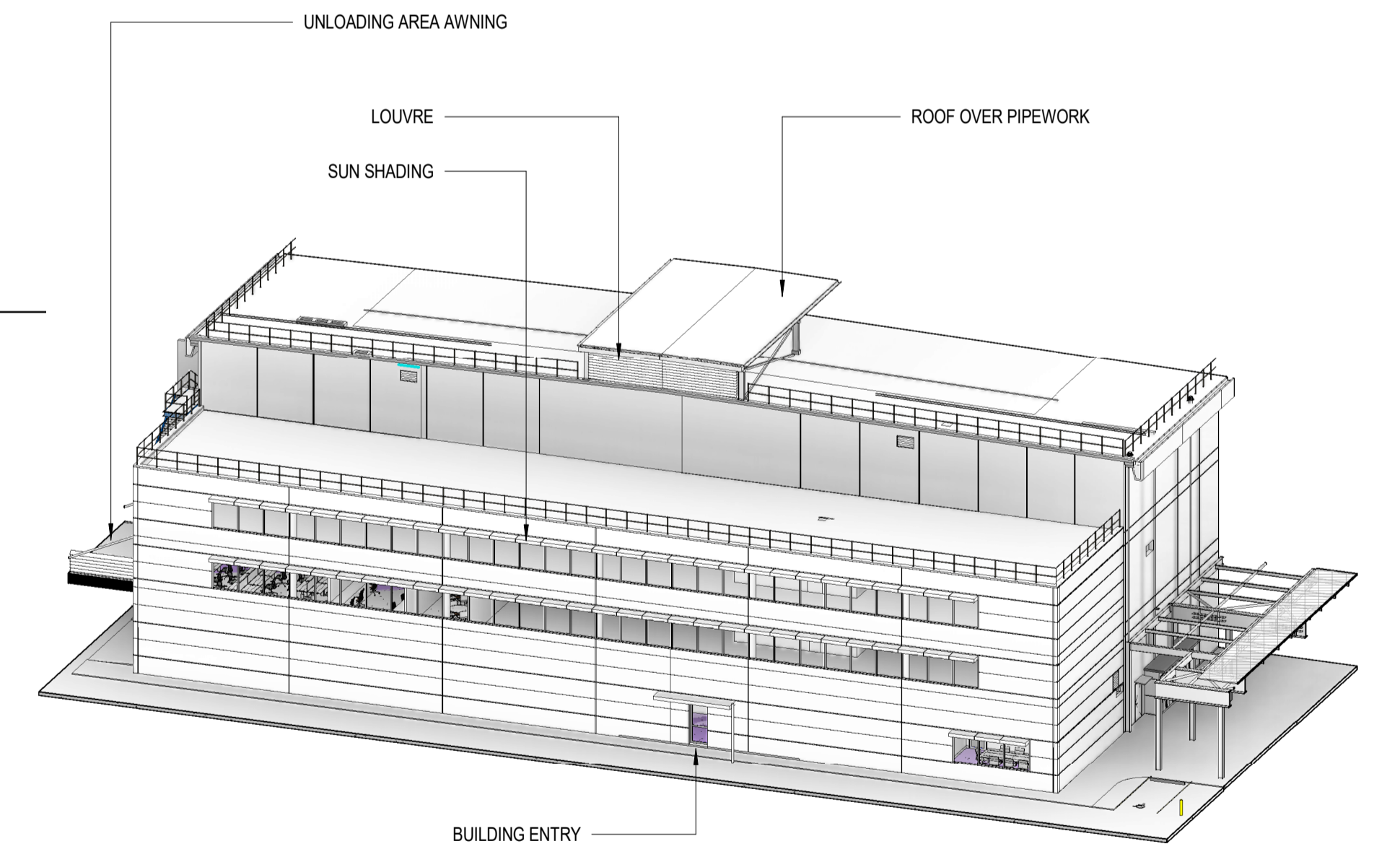
Drawn By AG	Date 07.12.2020	Job Number 190064
Checked By BY	Project Status	
Approved By AO	Drawing Title SITE ELEVATIONS	
Scale 1:500 @ A1	Drawing Number DA-150	
Sc. 1:500 0 5 10 15 25m	Issue 10	



1 BUILDING A WEST ELEVATION
442.4S 1:200



2 BUILDING A NORTH ELEVATION
442.4S 1:200



MATERIAL SWATCHES



Issue	Date	Description
1	07.11.2019	FOR INFORMATION
2	13.11.2019	FOR INFORMATION
3	27.11.2019	FOR INFORMATION
4	03.12.2019	FOR INFORMATION
5	06.12.2019	FOR INFORMATION
6	17.12.2019	ISSUE FOR DA
7	12.02.2020	ISSUE FOR DA
8	25.03.2020	ISSUE FOR INFORMATION
9	30.03.2020	REVISED DA ISSUE
10	16.11.2020	ISSUE FOR SECTION 4.55
11	18.11.2020	ISSUE FOR SECTION 4.55
12	25.11.2020	ISSUE FOR SECTION 4.55
13	07.12.2020	ISSUE FOR SECTION 4.55

Notes

- Use written dimensions only
- Do not scale from drawing
- Contractors shall confirm all dimensions on-site prior to commencing any work or producing any shop drawings
- All materials to be used in accordance with the manufacturer's specifications and instructions and shall comply with the relevant Australian Standards
- Copyright of this drawing and design remain the property of Greenbox Architecture Pty Ltd
- Nominated Architect - Gerard Page; NSW reg No.7247, NZ reg No.3715, Vic reg No.17664, SA reg No.3061, QLD reg No.4538, WA reg No.2489

Project:
EQUINIX SY9
8 GRAND AVENUE
ROSEHILL NSW 2142

Client:
EQUINIX

GREENBOX

+61 2 8069 8930

LEVEL 25
25 BLIGH ST
SYDNEY NSW 2000 AUSTRALIA

GREENBOX ARCHITECTURE PTY LTD
ABN: 79 139 779 098

ISO 9001 CERTIFIED QUALITY SYSTEM

Drawn By: AG

Checked By: BY

Approved By: AO

Scale: 1:200 @ A1

Date: 07.12.2020

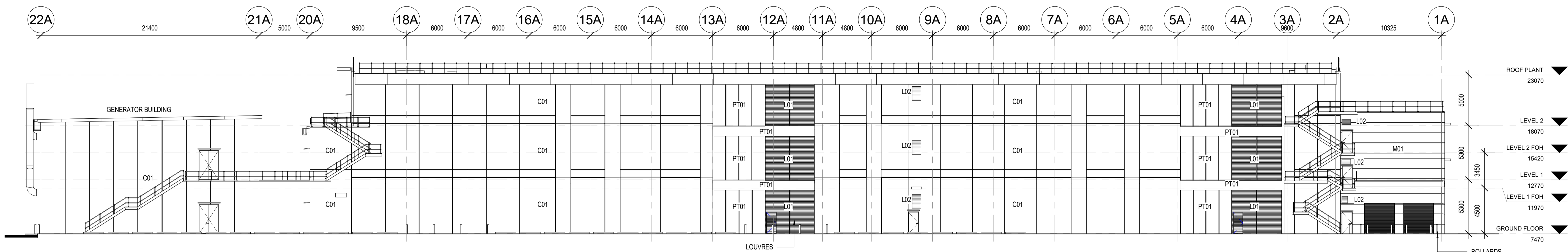
Project Status: DEVELOPMENT APPLICATION

Drawing Title: ELEVATIONS - SHEET 1

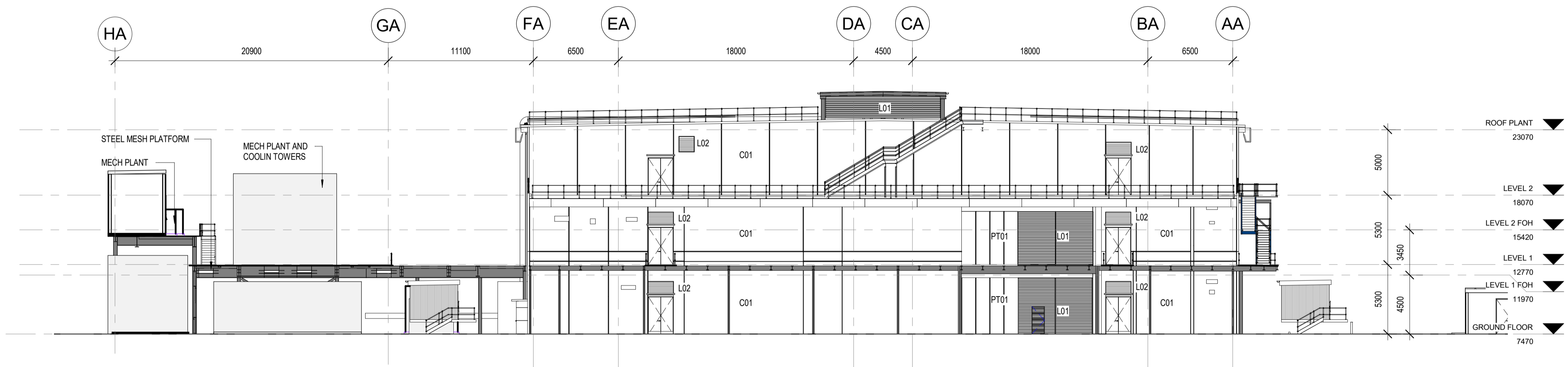
Job Number: 190064

Drawing Number: DA-155

Issue: 13



1 BUILDING A EAST ELEVATION
442.4S 1:200



2 BUILDING A SOUTH ELEVATION
443.4S 1:200

MATERIAL SWATCHES



Issue	Date	Description
1	07.11.2019	FOR INFORMATION
2	13.11.2019	FOR INFORMATION
3	27.11.2019	FOR INFORMATION
4	03.12.2019	FOR INFORMATION
5	06.12.2019	FOR INFORMATION
6	17.12.2019	ISSUE FOR DA
7	12.02.2020	ISSUE FOR DA
8	03.03.2020	ISSUE FOR COORDINATION
9	25.03.2020	ISSUE FOR INFORMATION
10	30.03.2020	REVISED DA ISSUE
11	16.11.2020	ISSUE FOR SECTION 4.55
12	18.11.2020	ISSUE FOR SECTION 4.55
13	25.11.2020	ISSUE FOR SECTION 4.55
14	07.12.2020	ISSUE FOR SECTION 4.55

Notes

- Use written dimensions only
- Do not scale from drawing
- Contractors shall confirm all dimensions on-site prior to commencing any work or producing any shop drawings
- All materials to be used in accordance with the manufacturer's specifications and instructions and shall comply with the relevant Australian Standards
- Copyright of this drawing and design remain the property of Greenbox Architecture Pty Ltd
- Nominated Architect - Gerard Page; NSW reg No.7247, NZ reg No.3715, Vic reg No.17664, SA reg No.3061, QLD reg No.4538, WA reg No.2489

Project:
EQUINIX SY9
8 GRAND AVENUE
ROSEHILL NSW 2142

Client:
EQUINIX

GREENBOX

+61 2 8069 8930

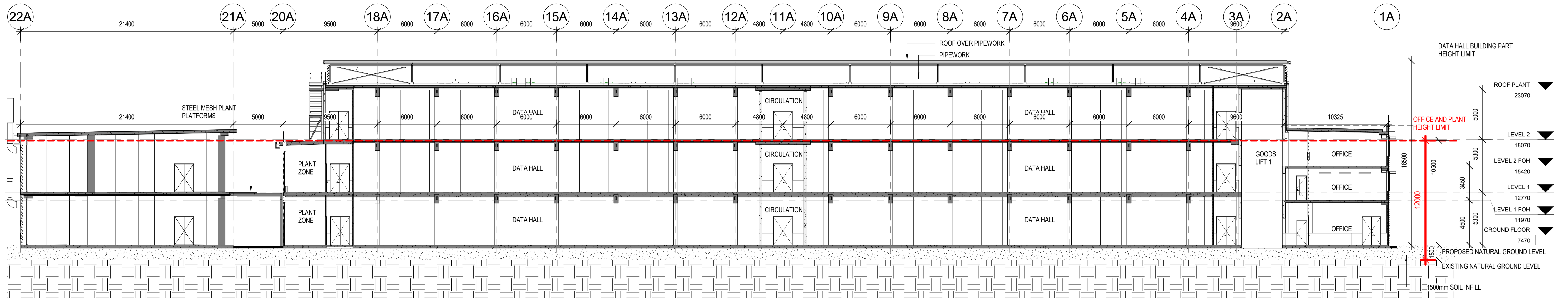
LEVEL 25
25 BLIGH ST
SYDNEY NSW 2000 AUSTRALIA

GREENBOX ARCHITECTURE PTY LTD
ABN: 79 139 779 098

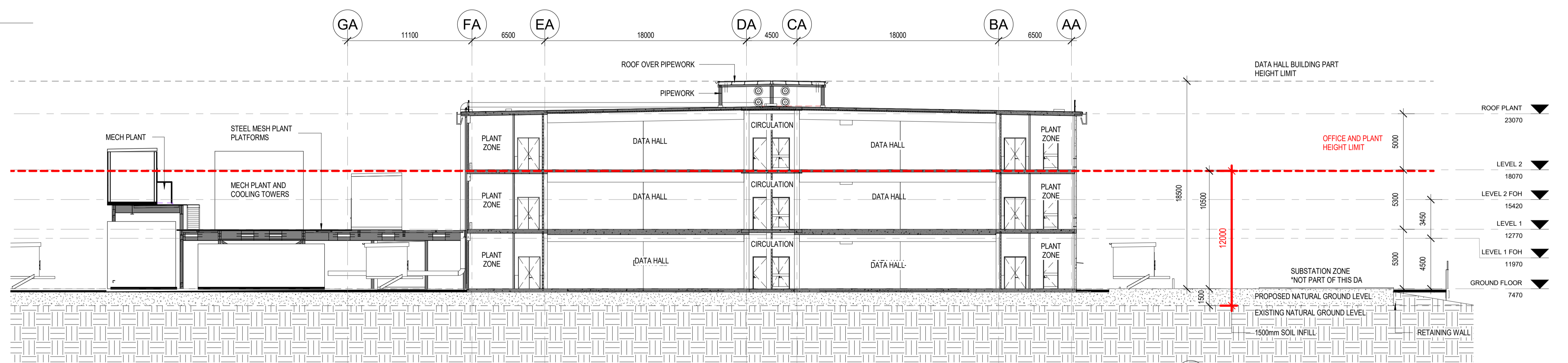
ISO 9001 CERTIFIED QUALITY SYSTEM

Drawn By AG	Date 07.12.2020
Checked By BY	Project Status DEVELOPMENT APPLICATION
Approved By AO	Drawing Title ELEVATIONS - SHEET 2
Scale 1:200 @ A1	Drawing Number DA-156
	Issue 14

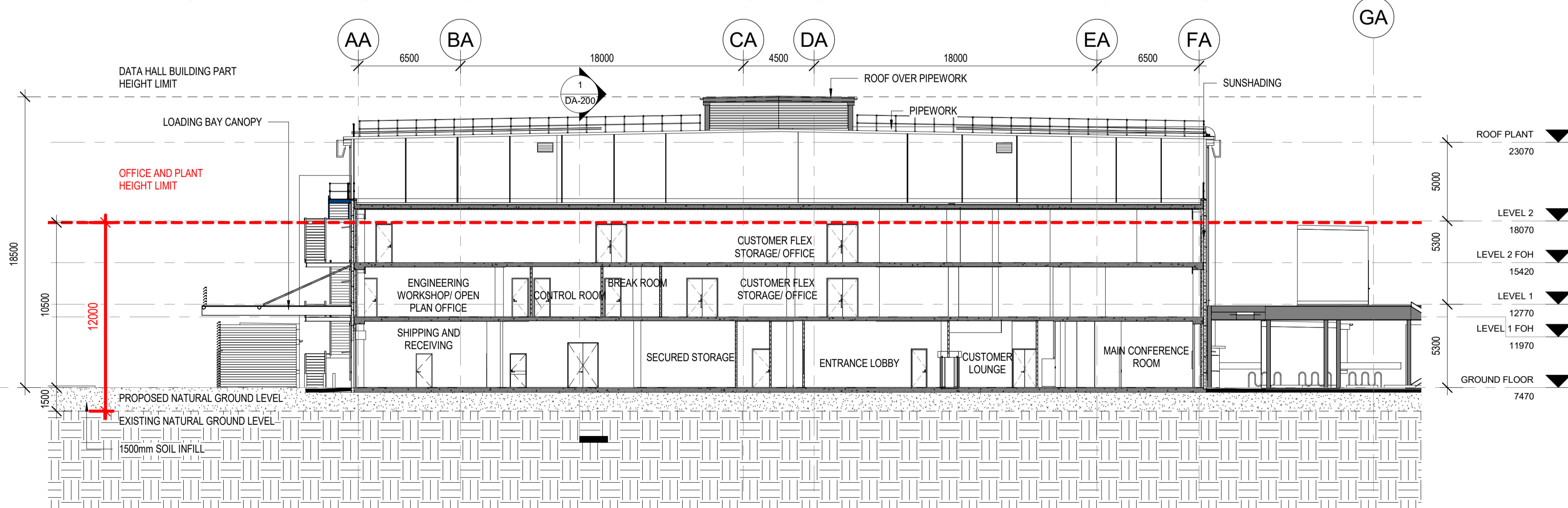
Date 07.12.2020	Job Number 190064
Project Status DEVELOPMENT APPLICATION	
Drawing Title ELEVATIONS - SHEET 2	
Drawing Number DA-156	Issue 14



1 SECTION 1
DA-100 1:200



2 SECTION 2
A403.2D 1:200



3 SECTION 3
A403.2D 1:200

Issue	Date	Description
2	13.11.2019	FOR INFORMATION
3	27.11.2019	FOR INFORMATION
4	03.12.2019	FOR INFORMATION
5	17.12.2019	ISSUE FOR DA
6	12.02.2020	ISSUE FOR DA
7	03.03.2020	ISSUE FOR COORDINATION
8	25.03.2020	ISSUE FOR INFORMATION
9	30.03.2020	REVISED DA ISSUE
10	22.06.2020	REVISED DA ISSUE
11	16.11.2020	ISSUE FOR SECTION 4.55
12	17.11.2020	ISSUE FOR SECTION 4.55
13	18.11.2020	ISSUE FOR SECTION 4.55
14	25.11.2020	ISSUE FOR SECTION 4.55
15	07.12.2020	ISSUE FOR SECTION 4.55

Notes

- Use written dimensions only
- Do not scale from drawing
- Contractors shall confirm all dimensions on-site prior to commencing any work or producing any shop drawings
- All materials to be used in accordance with the manufacturer's specifications and instructions and shall comply with the relevant Australian Standards
- Copyright of this drawing and design remain the property of Greenbox Architecture Pty Ltd
- Nominated Architect - Gerard Page; NSW reg No.7247, NZ reg No.3715, Vic reg No.17664, SA reg No.3061, QLD reg No.4538, WA reg No.2489

Project:
EQUINIX SY9
8 GRAND AVENUE
ROSEHILL NSW 2142

Client:
EQUINIX

GREENBOX

+61 2 8069 8930

LEVEL 25
25 BLIGH ST
SYDNEY NSW 2000 AUSTRALIA

GREENBOX ARCHITECTURE PTY LTD
ABN: 79 139 779 098

ISO 9001 CERTIFIED QUALITY SYSTEM

Drawn By
SFI

Checked By
BY

Approved By
AO

Scale
1:200 @ A1

Date
07.12.2020

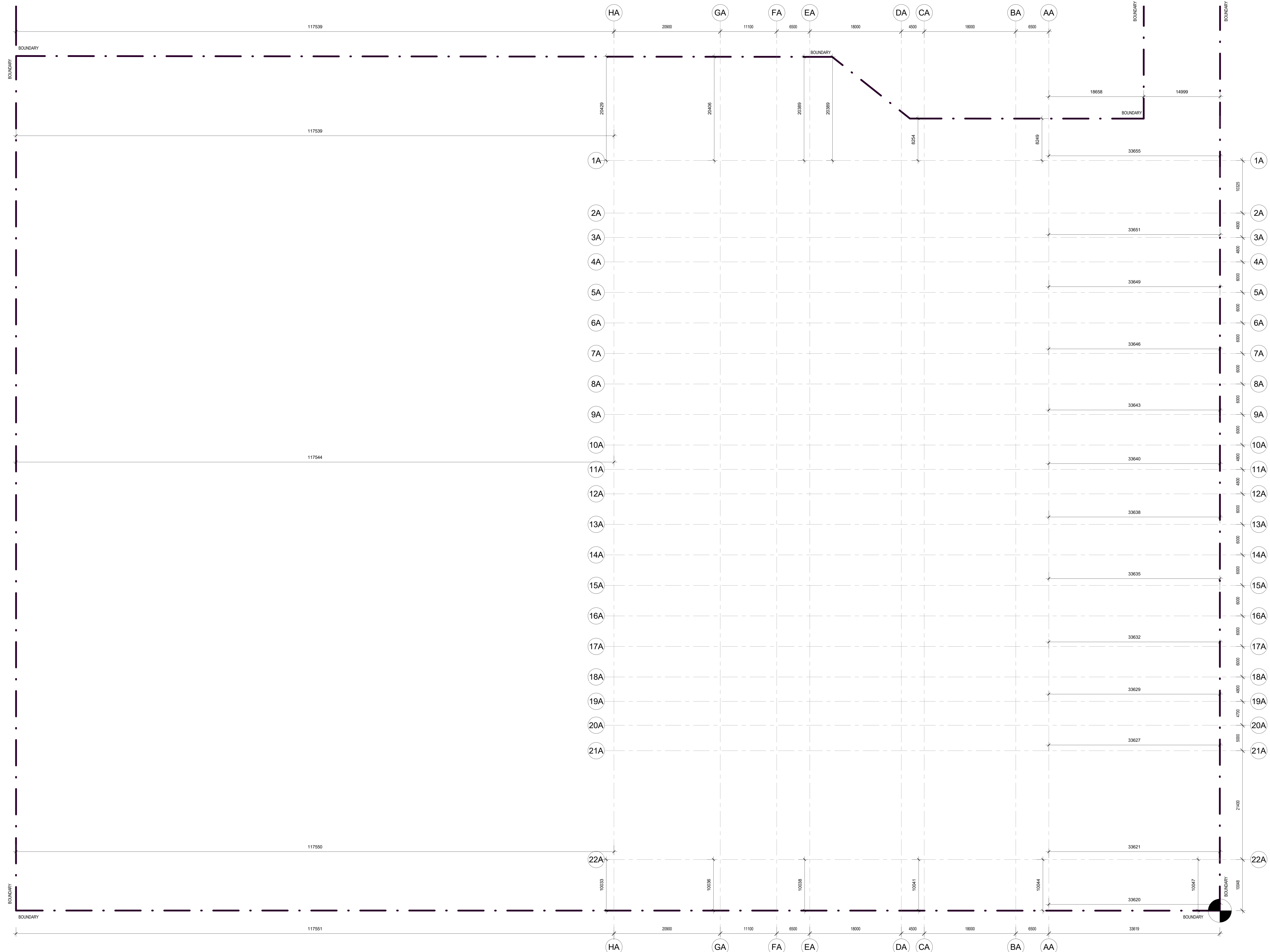
Job Number
190064

Project Status
DEVELOPMENT APPLICATION

Drawing Title
SECTIONS

Drawing Number
DA-200

Issue
15



Issue	Date	Description	Notes
A	13.08.2020	ISSUE FOR 80% DESIGN DEVELOPMENT	
B	31.08.2020	ISSUE FOR TENDER	
C	28.10.2020	ISSUE FOR CONSTRUCTION	
D	30.10.2020	ISSUE FOR CONSTRUCTION	
E	08.12.2020	ISSUE FOR CONSTRUCTION	

- Use written dimensions only
 - Do not scale from drawing
 - Contractors shall confirm all dimensions on-site prior to commencing any work or producing any shop drawings
 - All materials to be used in accordance with the manufacturer's specifications and instructions and shall comply with the relevant Australian Standards
 - Copyright of this drawing and design remain the property of Greenbox Architecture Pty Ltd
 - Normalised Architect - Gerard Page, NSW reg No 7247, NZ reg No 3715, VIC reg No 17664, SA reg No 3061, QLD reg No 4538, WA reg No 2489

Project
EQUINIX SY9
 8 GRAND AVENUE
 ROSEHILL NSW 2142



GREENBOX
 +61 2 8069 8930
 LEVEL 25
 25 BUSH ST
 SYDNEY NSW 2000 AUSTRALIA
 GREENBOX ARCHITECTURE PTY LTD
 ABN: 79 139 779 098
 ISO 9001 CERTIFIED QUALITY SYSTEM

Drawn By SFI	Date 08.12.2020	Job Number 190064
Checked By BY	Project Status CONSTRUCTION	
Approved By AO	Drawing Title GRID SETOUT PLAN	
Scale 1 : 250 @ A0	Drawing Number SY9-1-DRG-AR-050.05	Sheet E

EQUINIX SY9

10 GRAND AVENUE, ROSEHILL

CIVIL DRAWING LIST

DA-C000	COVER SHEET	DA-C301	PAVEMENT LAYOUT SHEET 1 OF 2
DA-C101	SITE PLAN	DA-C302	PAVEMENT LAYOUT SHEET 2 OF 2
		DA-C303	PAVEMENT DETAILS
DA-C201	BULK EARTHWORKS SHEET 1 OF 2	DA-C401	DRAINAGE LAYOUT SHEET 1 OF 2
DA-C202	BULK EARTHWORKS SHEET 2 OF 2	DA-C402	DRAINAGE LAYOUT SHEET 2 OF 2
DA-C203	BULK EARTHWORKS SECTIONS SHEET 1 OF 2	DA-C403	DRAINAGE DETAILS
DA-C204	BULK EARTHWORKS SECTIONS SHEET 2 OF 2	DA-C421	DRAINS CATCHMENT PLAN
		DA-C422	MUSIC CATCHMENT PLAN
DA-C210	EROSION & SEDIMENT CONTROL		



LOCALITY PLAN
NTS

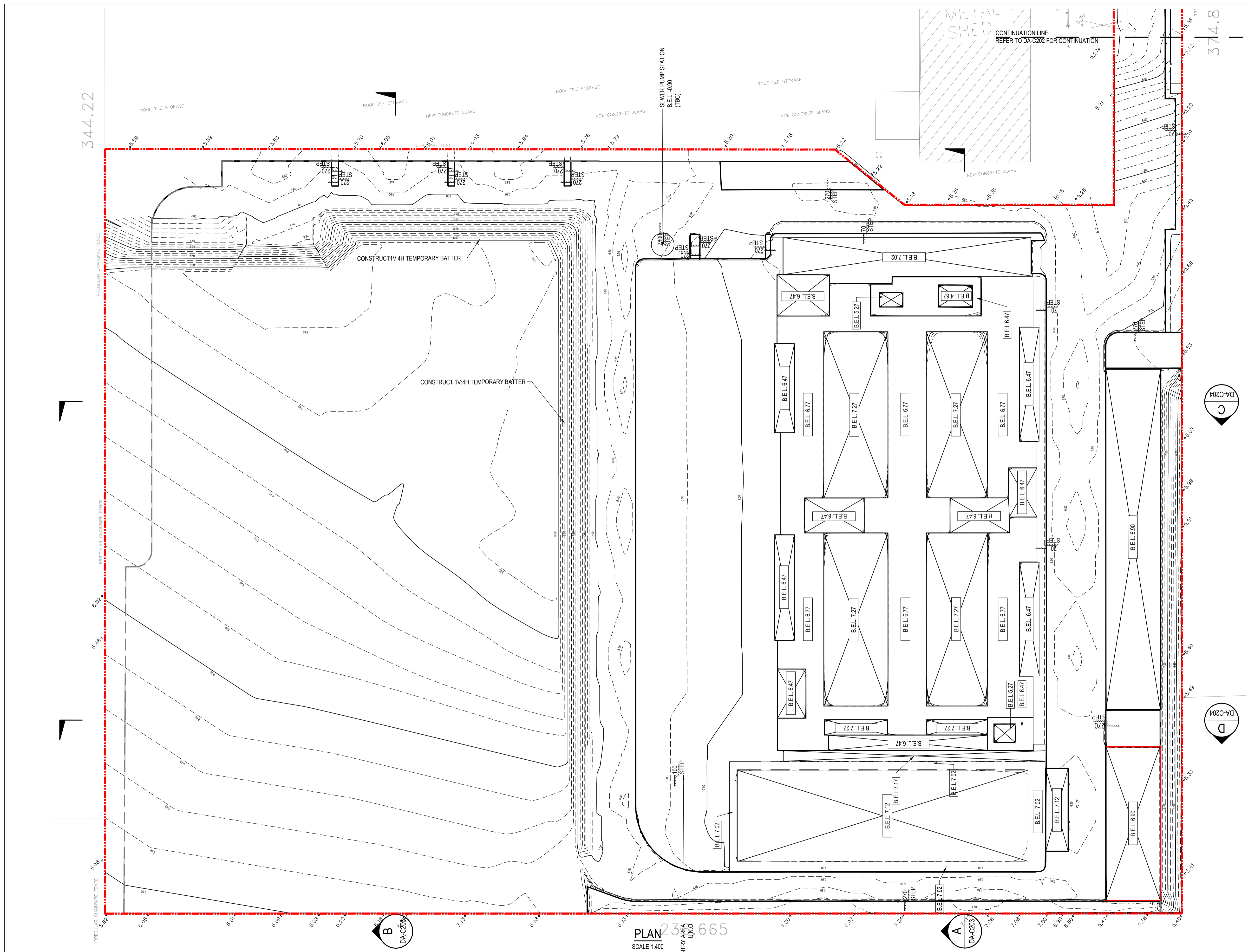
REVISIONS: <table border="1"> <thead> <tr> <th>No.</th> <th>REVISION DESCRIPTION</th> <th>DRAWN</th> <th>DATE</th> </tr> </thead> <tbody> <tr> <td>E</td> <td>FOR S4.55 APPLICATION</td> <td>HB</td> <td>08.12.20</td> </tr> <tr> <td>D</td> <td>FOR S4.55 APPLICATION</td> <td>HB</td> <td>20.11.20</td> </tr> <tr> <td>C</td> <td>FOR S4.55 APPLICATION</td> <td>HB</td> <td>16.11.20</td> </tr> <tr> <td>B</td> <td>FOR DEVELOPMENT APPLICATION</td> <td>HB</td> <td>07.05.20</td> </tr> <tr> <td>A</td> <td>PRELIMINARY ISSUE</td> <td>LW</td> <td>18.12.19</td> </tr> </tbody> </table>		No.	REVISION DESCRIPTION	DRAWN	DATE	E	FOR S4.55 APPLICATION	HB	08.12.20	D	FOR S4.55 APPLICATION	HB	20.11.20	C	FOR S4.55 APPLICATION	HB	16.11.20	B	FOR DEVELOPMENT APPLICATION	HB	07.05.20	A	PRELIMINARY ISSUE	LW	18.12.19	<small>COPYRIGHT © THE DRAWING IS COPYRIGHT AND THE PROPERTY OF VANDER MEER (NSW) PTY LTD. IT MUST NOT BE RETAINED, COPIED OR USED WITHOUT THE AUTHORITY OF VANDER MEER (NSW) PTY LTD. THIS DRAWING AND ITS CONTENTS ARE ELECTRONICALLY GENERATED, ARE CONFIDENTIAL AND MAY ONLY BE USED FOR THE PURPOSE FOR WHICH THEY WERE INTENDED. VANDER MEER (NSW) PTY LTD. WILL NOT ACCEPT RESPONSIBILITY FOR ANY CONSEQUENCES ARISING FROM THE USE OF THE DRAWING FOR OTHER THAN ITS INTENDED PURPOSE OR WHERE THE DRAWING HAS BEEN ALTERED, AMENDED OR CHANGED EITHER MANUALLY OR ELECTRONICALLY BY ANY THIRD PARTY. NOTE: THIS IS AN UNCONTROLLED DOCUMENT ISSUED FOR INFORMATION PURPOSES ONLY. UNLESS SIGNED, FIGURES DIMENSIONING TAKE PRECEDENCE OVER SCALED. DO NOT SCALE REDUCED SIZE DRAWINGS. VERIFY DIMENSIONS PRIOR TO COMMENCING ANY ON-SITE OR OFF-SITE WORKS OR FABRICATION. IF IN DOUBT - ASK.</small>	 van der Meer Consulting <small>LEVEL 6, 39 CHANDOS STREET ST LEONARDS NSW 2065 Telephone 61-2-9436 0433 Fax 61-2-9436 1370</small> <small>www.vandermeer.com.au van der Meer (NSW) Pty Ltd A.B.N. 56 158 266 301</small>	<small>CLIENT</small> EQUINIX UNIT A, 639 GARDENERS SYDNEY NSW 2020 <small>ARCHITECT</small> GREENBOX LEVEL 25, 25 BLIGH ST, SYDNEY NSW 200	<small>PROJECT TITLE</small> EQUINIX SY9 8 GRAND AVENUE, ROSEHILL <small>DRAWING TITLE</small> COVER SHEET	<small>DRAWING STATUS</small> APPROVAL ISSUE NOT TO BE USED FOR CONSTRUCTION <table border="1"> <thead> <tr> <th>PROJECT LEADER</th> <th>DESIGNER</th> <th>SIGNATURE</th> <th>DATE</th> <th>SHEET SIZE</th> </tr> </thead> <tbody> <tr> <td>RJB</td> <td>HB</td> <td></td> <td>NOV 2019</td> <td>A1</td> </tr> <tr> <td>HB</td> <td></td> <td></td> <td>DRAWING No.</td> <td>REVISION</td> </tr> <tr> <td></td> <td></td> <td></td> <td>SY192-077</td> <td>DA-C000</td> </tr> <tr> <td></td> <td></td> <td></td> <td></td> <td>E</td> </tr> </tbody> </table>	PROJECT LEADER	DESIGNER	SIGNATURE	DATE	SHEET SIZE	RJB	HB		NOV 2019	A1	HB			DRAWING No.	REVISION				SY192-077	DA-C000					E
No.	REVISION DESCRIPTION	DRAWN	DATE																																																				
E	FOR S4.55 APPLICATION	HB	08.12.20																																																				
D	FOR S4.55 APPLICATION	HB	20.11.20																																																				
C	FOR S4.55 APPLICATION	HB	16.11.20																																																				
B	FOR DEVELOPMENT APPLICATION	HB	07.05.20																																																				
A	PRELIMINARY ISSUE	LW	18.12.19																																																				
PROJECT LEADER	DESIGNER	SIGNATURE	DATE	SHEET SIZE																																																			
RJB	HB		NOV 2019	A1																																																			
HB			DRAWING No.	REVISION																																																			
			SY192-077	DA-C000																																																			
				E																																																			

- ### BULK EARTHWORKS QUANTITIES
- TOTAL CUT VOLUME: 800m³
 TOTAL FILL VOLUME: 30.870m³
- ### NOTE
- B.E.L. REFERS TO BULK EXCAVATION LEVEL
 - F.F.L. REFERS TO FINISHED FLOOR LEVEL
 - CONTOURS AND SPOT LEVELS ON THIS PLAN DENOTE PROPOSED SUBGRADE LEVEL
 - TEMPORARY BATTERS ARE NOT SHOWN FOR CLARITY
 - REFER TO CIVIL SPECIFICATIONS ON DRAWING C001 FOR SUBGRADE PREPARATION REQUIREMENTS
 - THIS PLAN IS TO BE READ IN CONJUNCTION WITH:
 - THE GEOTECHNICAL REPORT
 - STRUCTURAL GROUND FLOOR ARRANGEMENT PLAN
 - ARCHITECT'S GENERAL ARRANGEMENT PLAN
 - BUILDING SLAB BULK EARTHWORKS LEVELS BASED ON EXCAVATION FOR SLAB AND BASE THICKNESS AS DETAILED ON THE STRUCTURAL ENGINEER'S PLANS
 - BULK EARTHWORKS FOR EXTERNAL WORKS BASED ON PAVEMENT DETAILS IN C300 SERIES OF DRAWINGS AND SITE GRADING ON C400 SERIES OF DRAWINGS
 - CUT AND FILL QUANTITIES ARE TO NATURAL SURFACE

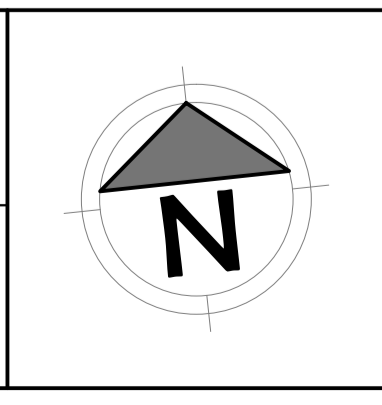
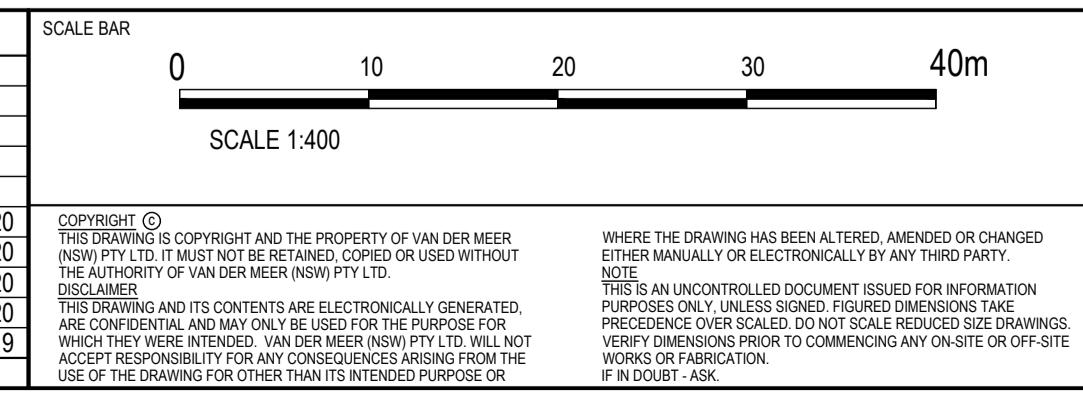
WARNING

BEWARE OF UNDERGROUND SERVICES

THE LOCATIONS OF UNDERGROUND SERVICES ARE APPROXIMATE ONLY AND THEIR EXACT POSITION SHOULD BE PROVEN ON SITE. NO GUARANTEE IS GIVEN THAT ALL EXISTING SERVICES ARE SHOWN.



No.	REVISION DESCRIPTION	DRAWN	DATE
E	FOR S4.55 APPLICATION	HB	08.12.20
D	FOR S4.55 APPLICATION	HB	20.11.20
C	FOR S4.55 APPLICATION	HB	16.11.20
B	FOR DEVELOPMENT APPLICATION	HB	07.05.20
A	PRELIMINARY ISSUE	LW	18.12.19



van der Meer Consulting
van der meer
 LEVEL 6, 39 CHANDOS STREET
 ST LEONARDS NSW 2065
 Telephone 61-2-9436 0433 Fax 61-2-9436 1370

www.vandermeer.com.au
 van der Meer (NSW) Pty Ltd
 A.B.N. 56 158 266 301

CLIENT
EQUINIX
 UNIT A, 639 GARDENERS
 SYDNEY NSW 2020

ARCHITECT
GREENBOX
 LEVEL 25, 25 BLIGH ST, SYDNEY NSW 200

PROJECT TITLE
EQUINIX SY9
 8 GRAND AVENUE, ROSEHILL

DRAWING TITLE
BULK EARTHWORKS SHEET 1 OF 2

DRAWING STATUS			
APPROVAL ISSUE			
NOT TO BE USED FOR CONSTRUCTION			
PROJECT LEADER	DESIGNER	SIGNATURE	
RJB	HB		
DRAFTSPERSON	SCALE	DATE	SHEET SIZE
HB	AS SHOWN	NOV 2019	A1
JOB No.	DRAWING No.	REVISION	
SY192-077	DA-C201	E	

PLAN 23/0665
 SCALE 1:400
 TRY AREA UNO

344.22

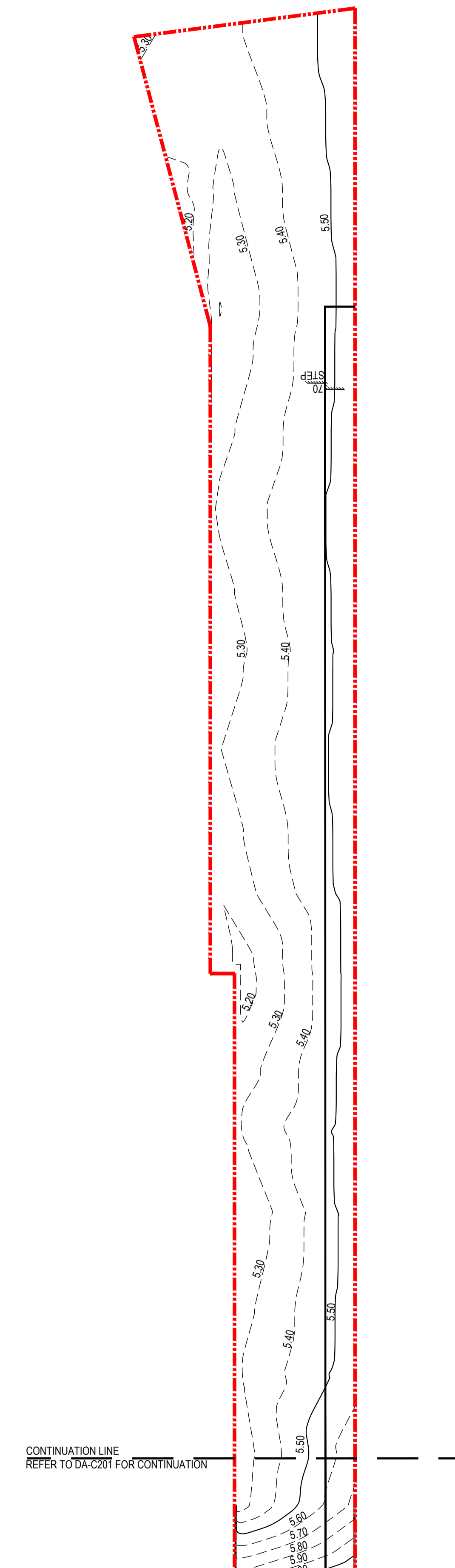
374.8

BULK EARTHWORKS QUANTITIES

TOTAL CUT VOLUME: 800m³
 TOTAL FILL VOLUME: 30,870m³

NOTE

1. B.E.L. REFERS TO BULK EXCAVATION LEVEL
2. F.F.L. REFERS TO FINISHED FLOOR LEVEL
3. CONTOURS AND SPOT LEVELS ON THIS PLAN DENOTE PROPOSED SUBGRADE LEVEL
4. TEMPORARY BATTERS ARE NOT SHOWN FOR CLARITY
5. REFER TO CIVIL SPECIFICATIONS ON DRAWING C001 FOR SUBGRADE PREPARATION REQUIREMENTS
6. THIS PLAN IS TO BE READ IN CONJUNCTION WITH:
 - THE GEOTECHNICAL REPORT
 - STRUCTURAL GROUND FLOOR ARRANGEMENT PLAN
 - ARCHITECT'S GENERAL ARRANGEMENT PLAN
6. BUILDING SLAB BULK EARTHWORKS LEVELS BASED ON EXCAVATION FOR SLAB AND BASE THICKNESS AS DETAILED ON THE STRUCTURAL ENGINEER'S PLANS.
7. BULK EARTHWORKS FOR EXTERNAL WORKS BASED ON PAVEMENT DETAILS IN C300 SERIES OF DRAWINGS AND SITE GRADING ON C400 SERIES OF DRAWINGS.
8. CUT AND FILL QUANTITIES ARE TO NATURAL SURFACE



WARNING
 BEWARE OF UNDERGROUND SERVICES
 THE LOCATIONS OF UNDERGROUND SERVICES ARE APPROXIMATE ONLY AND THEIR EXACT POSITION SHOULD BE PROVEN ON SITE. NO GUARANTEE IS GIVEN THAT ALL EXISTING SERVICES ARE SHOWN.

PLAN
 SCALE 1:400

No.	REVISION DESCRIPTION	DRAWN	DATE
E	FOR S4.55 APPLICATION	HB	08.12.20
D	FOR S4.55 APPLICATION	HB	20.11.20
C	FOR S4.55 APPLICATION	HB	16.11.20
B	FOR DEVELOPMENT APPLICATION	HB	07.05.20
A	PRELIMINARY ISSUE	LW	18.12.19

SCALE BAR
 0 10 20 30 40m
 SCALE 1:400

van der Meer Consulting
 van der Meer (NSW) Pty Ltd
 LEVEL 6, 39 CHANDOS STREET
 ST LEONARDS NSW 2065
 Telephone 61-2-9436 0433 Fax 61-2-9436 1370
 www.vandermeer.com.au
 van der Meer (NSW) Pty Ltd
 A.B.N. 56 158 266 301

van der Meer Consulting
 van der Meer (NSW) Pty Ltd
 LEVEL 6, 39 CHANDOS STREET
 ST LEONARDS NSW 2065
 Telephone 61-2-9436 0433 Fax 61-2-9436 1370
 www.vandermeer.com.au
 van der Meer (NSW) Pty Ltd
 A.B.N. 56 158 266 301

CLIENT
EQUINIX
 UNIT A, 639 GARDENERS
 SYDNEY NSW 2020

ARCHITECT
GREENBOX
 LEVEL 25, 25 BLIGH ST, SYDNEY NSW 200

PROJECT TITLE
EQUINIX SY9
 8 GRAND AVENUE, ROSEHILL

DRAWING TITLE
BULK EARTHWORKS SHEET 2 OF 2

DRAWING STATUS
APPROVAL ISSUE
 NOT TO BE USED FOR CONSTRUCTION

PROJECT LEADER	DESIGNER	SIGNATURE
RJB	HB	

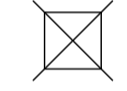
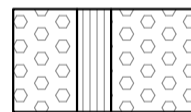
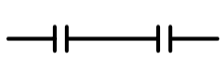
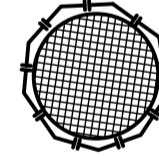


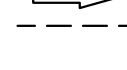
DRAFTSPERSON	SCALE	DATE	SHEET SIZE
HB	AS SHOWN	NOV 2019	A1

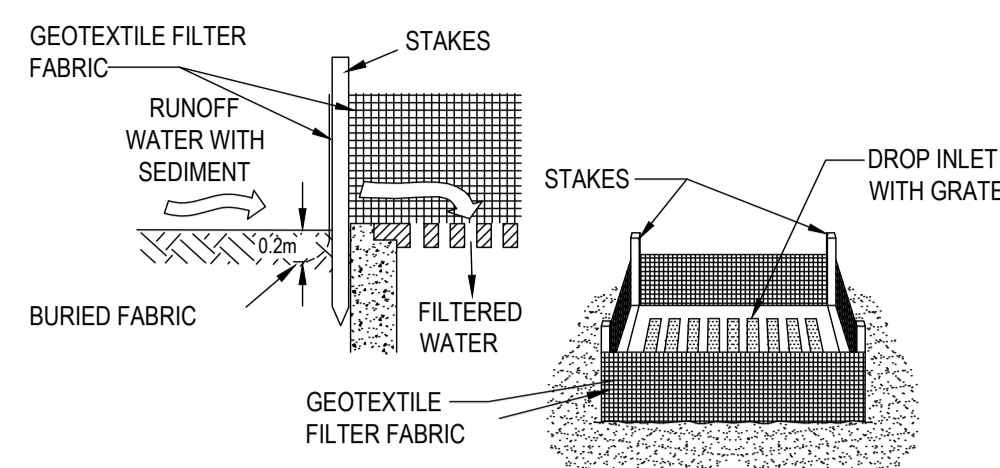
JOB No.	DRAWING No.	REVISION
SY192-077	DA-C202	E

EROSION AND SEDIMENT NOTES

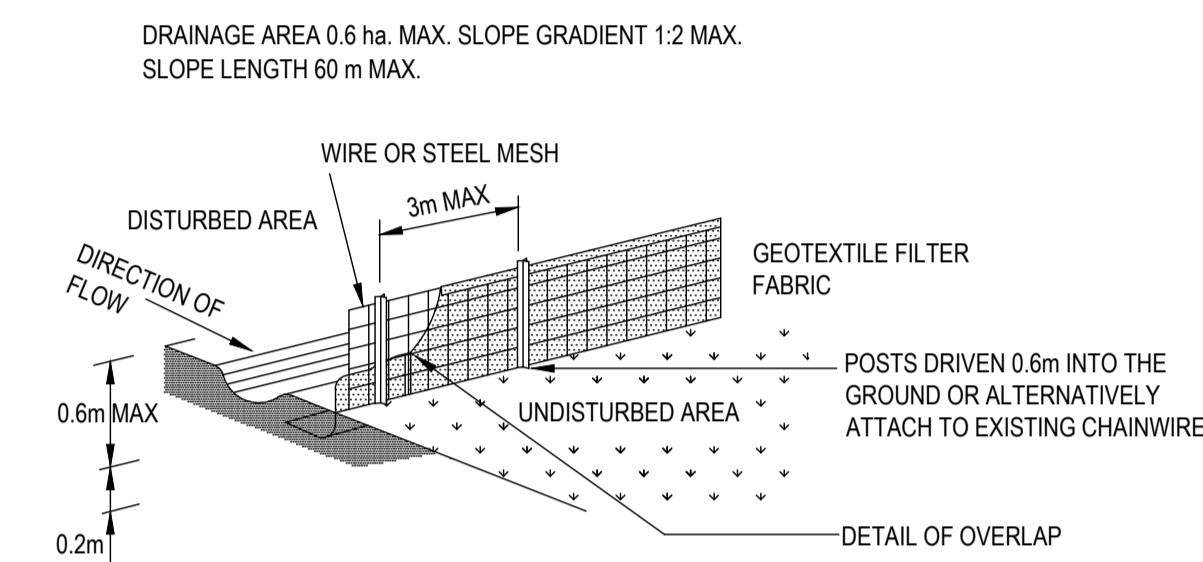
- B1. THIS PLAN IS TO BE READ IN CONJUNCTION WITH EROSION AND SEDIMENT CONTROL DETAILS AS SHOWN
- B2. THE CONTRACTOR SHALL IMPLEMENT ALL SOIL EROSION AND SEDIMENT CONTROL MEASURES AS NECESSARY AND TO THE SATISFACTION OF COUNCIL PRIOR TO THE COMMENCEMENT OF AND DURING CONSTRUCTION. NO DISTURBANCE TO THE SITE SHALL BE PERMITTED OTHER THAN IN THE IMMEDIATE AREA OF THE WORKS AND NO MATERIAL SHALL BE REMOVED FROM THE SITE WITHOUT COUNCIL'S APPROVAL. ALL EROSION AND SEDIMENT CONTROL DEVICES TO BE INSTALLED AND MAINTAINED IN ACCORDANCE WITH STANDARDS OUTLINED IN NSW DEPARTMENT OF HOUSING'S "MANAGING URBAN STORMWATER - SOILS AND CONSTRUCTIONS".
- B3. TOPSOIL SHALL BE STRIPPED AND STOCKPILED OUTSIDE HAZARD AREAS SUCH AS DRAINAGE LINES. THIS TOPSOIL IS TO BE RESPREAD LATER ON AREAS TO BE REVEGETATED AND STABILISED ONLY, (I.E. ALL FOOTPATHS, BATTERS, SITE REGARDING AREAS, BASINS AND CATCHDRAINS). TOPSOIL SHALL NOT BE RESPREAD ON ANY OTHER AREAS UNLESS SPECIFICALLY INSTRUCTED BY THE SUPERINTENDENT. IF THEY ARE TO REMAIN FOR LONGER THAN ONE MONTH STOCKPILES SHALL BE PROTECTED FROM EROSION BY COVERING THEM WITH A MULCH AND HYDROSEEDING AND, IF NECESSARY, BY LOCATING BANKS OR DRAINS DOWNSTREAM OF A STOCKPILE TO RETARD SILT LADEN RUNOFF.
- B4. THE CONTRACTOR SHALL REGULARLY MAINTAIN ALL EROSION AND SEDIMENT CONTROL DEVICES AND REMOVE ACCUMULATED SILT FROM DEVICES SUCH THAT NO MORE THAN 60% OF THEIR CAPACITY IS LOST. ALL THE SILT IS TO BE PLACED OUTSIDE THE LIMIT OF WORKS. THE PERIOD FOR MAINTAINING THESE DEVICES SHALL BE AT LEAST UNTIL ALL DISTURBED AREAS ARE REVEGETATED OR AS DIRECTED BY THE SUPERINTENDENT OR COUNCIL.
- B5. VEHICULAR TRAFFIC SHALL BE CONTROLLED DURING CONSTRUCTION CONFINING ACCESS WHERE POSSIBLE TO NOMINATED STABILISED ACCESS POINTS.
- B6. THE CONTRACTOR SHALL IMPLEMENT DUST CONTROL BY REGULAR WETTING DOWN (BUT NOT SATURATING) DISTURBED AREA.
- B7. PROVIDE AND MAINTAIN SILT TRAPS AROUND ALL SURFACE INLET PITS UNTIL CATCHMENTS ARE REVEGETATED OR PAVED.
- B8. REVEGETATE ALL TRENCHES IMMEDIATELY UPON COMPLETION OF BACKFILLING.
- B9. ALL DRAINAGE PIPE INLETS TO BE CAPPED UNTIL :
A) DOWNPIPES CONNECTED
B) PITS CONSTRUCTED AND PROTECTED WITH SILT BARRIER
- B10. SILT FENCE MAINTENANCE INSPECTION TO BE CARRIED OUT EVERY 3 MONTHS AND AFTER EACH RAINFALL EVENT.
- B11. EROSION & SEDIMENT CONTROL SIGNAGE AVAILABLE FROM COUNCIL MUST BE ATTACHED TO THE MOST PROMINENT AVAILABLE STRUCTURE AND BE VISIBLE AT ALL TIMES WHEN ENTERING THE SITE FOR THE DURATION OF CONSTRUCTION.

LEGEND

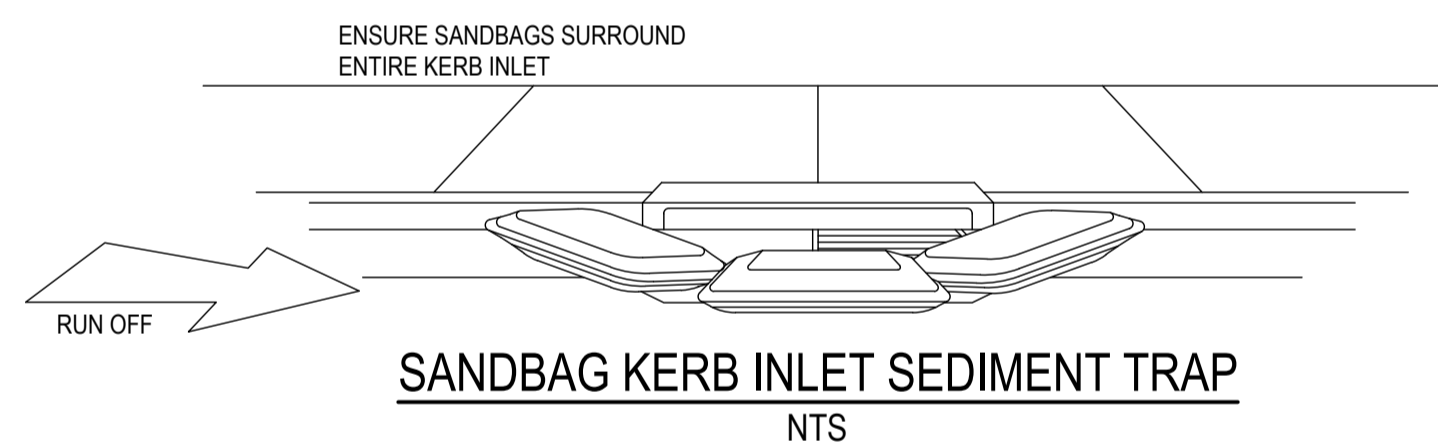
-  STORMWATER SEDIMENT TRAPS AT ALL PROPOSED PIT INLETS
-  TEMPORARY CONSTRUCTION VEHICLE ENTRY AND EXIT
-  SEDIMENT CONTROL FENCE
-  STOCKPILE AREA
-  SANDBAG KERB INLET SEDIMENT TRAP
-  OVERLAND FLOW PATH
-  DIVERSION BASIN



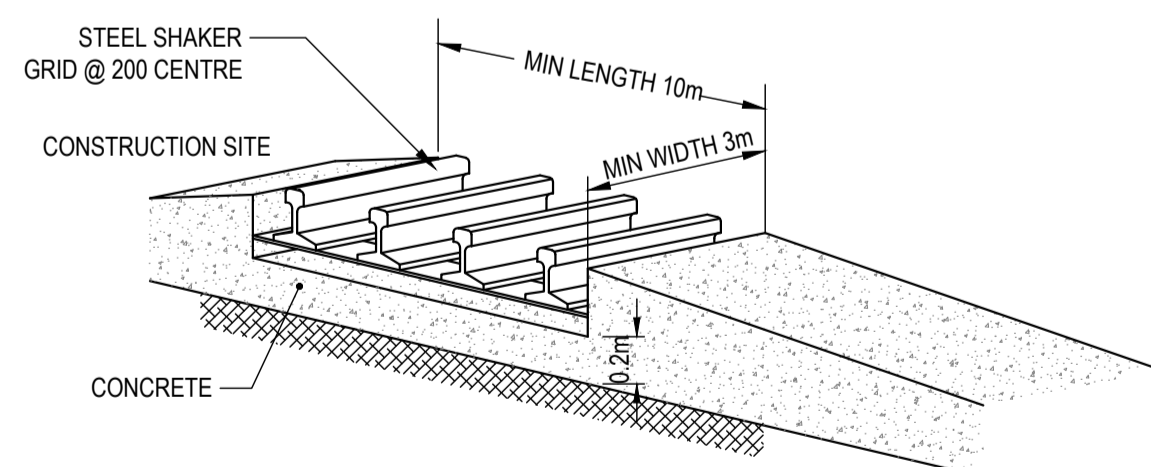
GEOTEXTILE FILTER FABRIC INLET SEDIMENT TRAP
N.T.S.



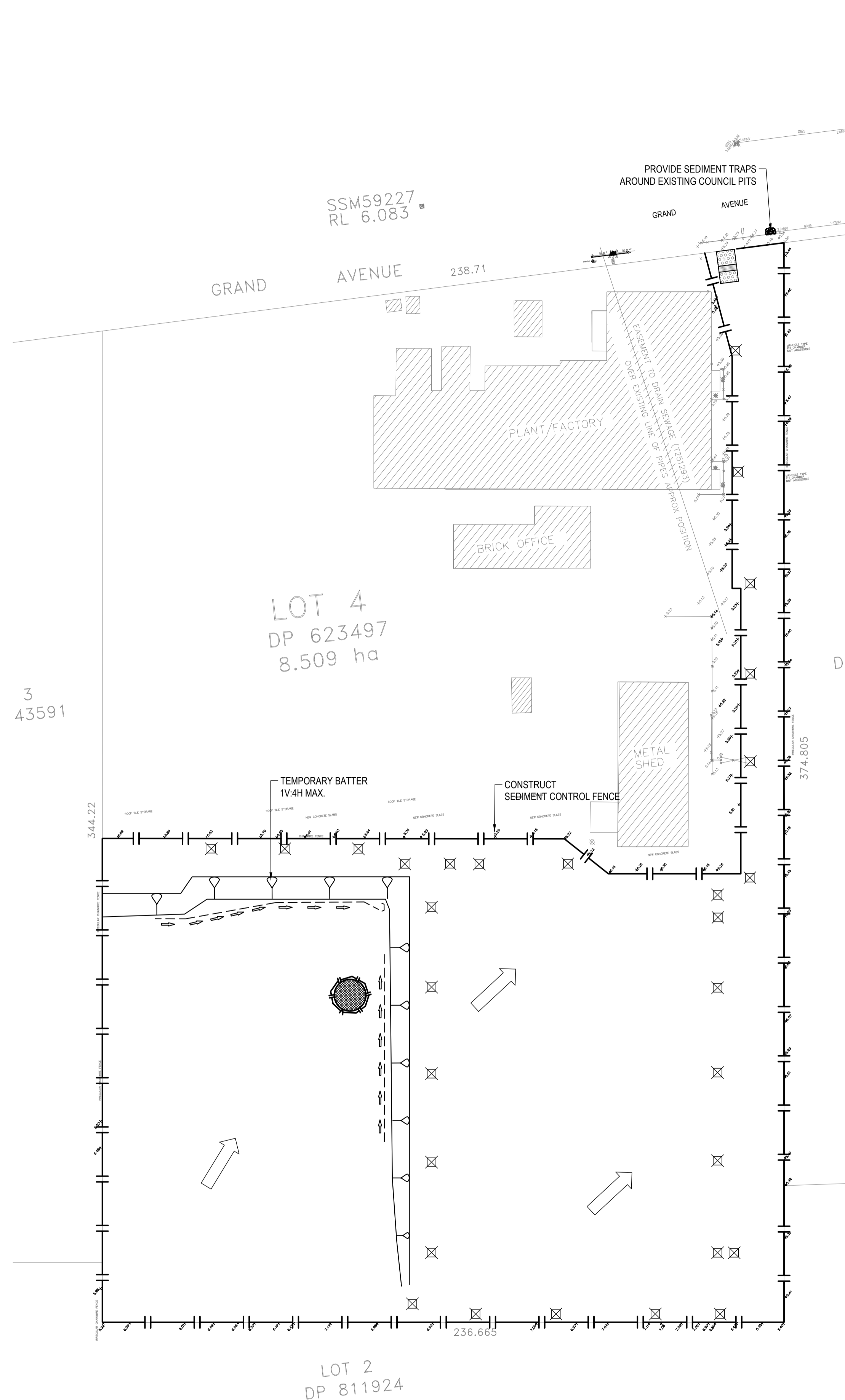
SEDIMENT CONTROL FENCE
N.T.S.



SANDBAG KERB INLET SEDIMENT TRAP
N.T.S.



TEMPORARY CONSTRUCTION VEHICLE EXIT
N.T.S.



PLAN
SCALE 1:1000

REVISIONS:			
No.	REVISION DESCRIPTION	DRAWN	DATE
E	FOR S4.55 APPLICATION	HB	08.12.20
D	FOR S4.55 APPLICATION	HB	20.11.20
C	FOR S4.55 APPLICATION	HB	16.11.20
B	FOR DEVELOPMENT APPLICATION	HB	07.05.20
A	PRELIMINARY ISSUE	LW	18.12.19

SCALE BAR
0 10 20 30 40 50m 100m
SCALE 1:1000

van der Meer Consulting
van der Meer (NSW) Pty Ltd
LEVEL 6, 39 CHANDOS STREET
ST LEONARDS NSW 2065
Telephone 61-2-9436 0433 Fax 61-2-9436 1370

www.vandermeer.com.au
A.B.N. 56 158 266 301

van der Meer Consulting
van der Meer (NSW) Pty Ltd
LEVEL 6, 39 CHANDOS STREET
ST LEONARDS NSW 2065
Telephone 61-2-9436 0433 Fax 61-2-9436 1370

www.vandermeer.com.au
A.B.N. 56 158 266 301

CLIENT
EQUINIX
UNIT A, 639 GARDENERS
SYDNEY NSW 2020

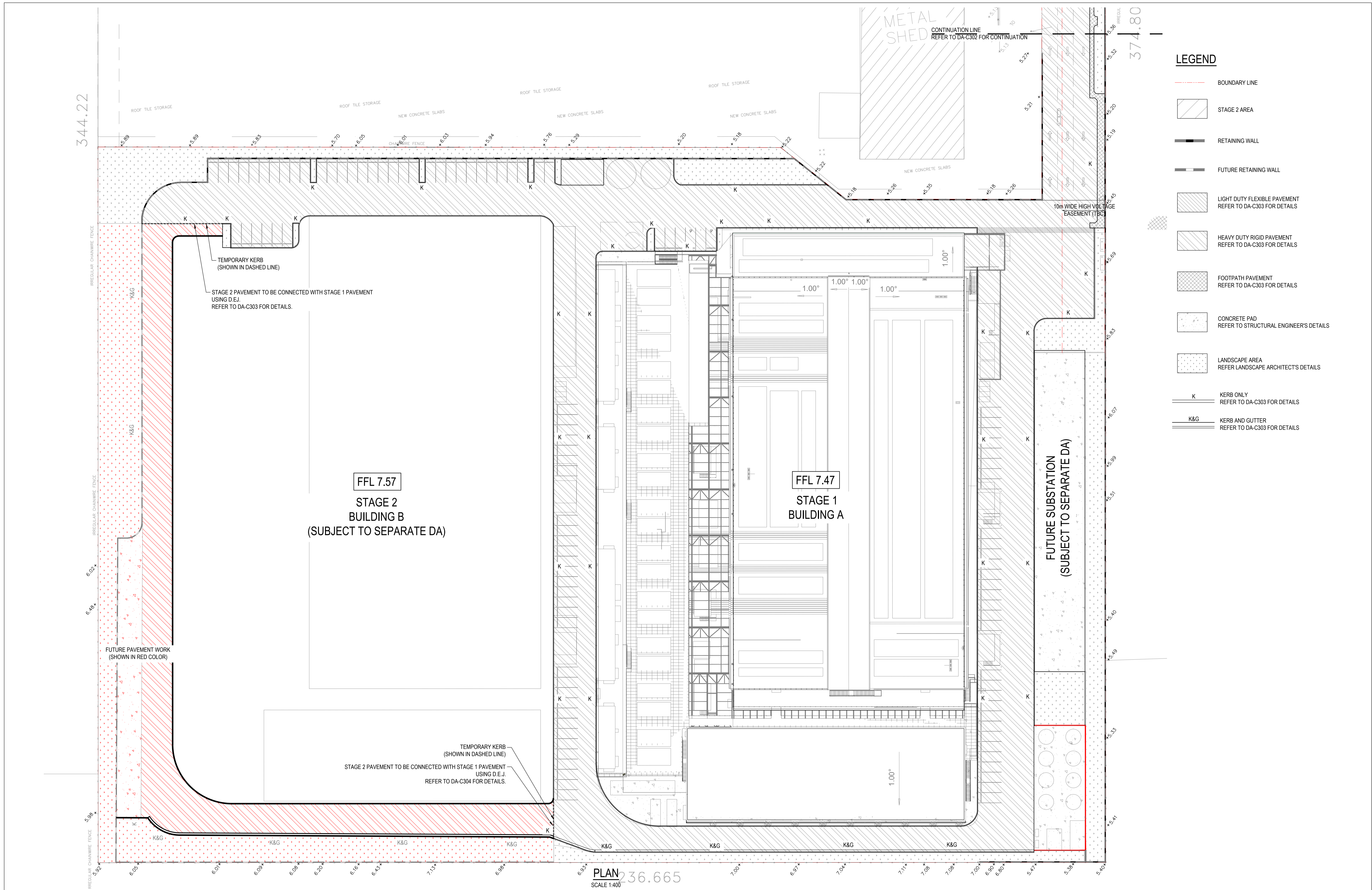
ARCHITECT
GREENBOX
LEVEL 25, 25 BLIGH ST, SYDNEY NSW 200

PROJECT TITLE
EQUINIX SY9
8 GRAND AVENUE, ROSEHILL

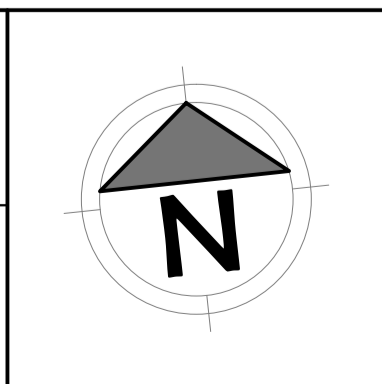
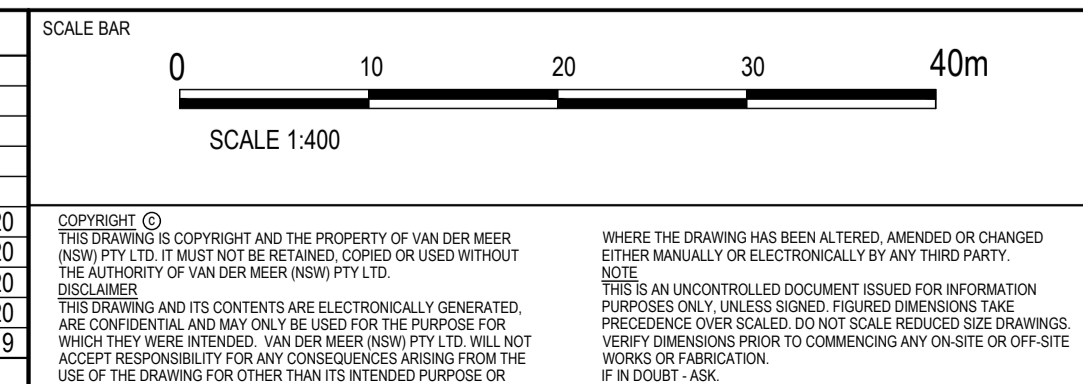
DRAWING TITLE
EROSION AND SEDIMENT CONTROL

DRAWING STATUS
APPROVAL ISSUE
NOT TO BE USED FOR CONSTRUCTION

PROJECT LEADER RJB	DESIGNER HB	SIGNATURE	
DRAFTSPERSON HB	SCALE AS SHOWN	DATE NOV 2019	SHEET SIZE A1
JOB No. SY192-077	DRAWING No. DA-C210	REVISION E	



REVISIONS:			
No.	REVISION DESCRIPTION	DRAWN	DATE
E	FOR S4.55 APPLICATION	HB	08.12.20
D	FOR S4.55 APPLICATION	HB	20.11.20
C	FOR S4.55 APPLICATION	HB	16.11.20
B	FOR DEVELOPMENT APPLICATION	HB	07.05.20
A	PRELIMINARY ISSUE	LW	18.12.19



van der Meer Consulting
van der meer
LEVEL 6, 39 CHANDOS STREET
ST LEONARDS NSW 2065
Telephone 61-2-9436 0433 Fax 61-2-9436 1370

www.vandermeer.com.au
van der Meer (NSW) Pty Ltd
A.B.N. 56 158 266 301

CLIENT
EQUINIX
UNIT A, 639 GARDENERS
SYDNEY NSW 2020

ARCHITECT
GREENBOX
LEVEL 25, 25 BLIGH ST, SYDNEY NSW 200

PROJECT TITLE
EQUINIX SY9
8 GRAND AVENUE, ROSEHILL

DRAWING TITLE
PAVEMENT LAYOUT SHEET 1 OF 2

DRAWING STATUS			
APPROVAL ISSUE			
NOT TO BE USED FOR CONSTRUCTION			
PROJECT LEADER	DESIGNER	SIGNATURE	
RJB	HB		
DRAFTSPERSON	SCALE	DATE	SHEET SIZE
HB	AS SHOWN	NOV 2019	A1
JOB No.	DRAWING No.	REVISION	
SY192-077	DA-C301	E	

RL 6.083

GRAND AVENUE

238.71

GRAND AVENUE
2.071NV
9000












FUTURE ELECTRICAL SWITCHING STATION
 (SUBJECT TO SEPARATE DA)
 10m WIDE HIGH VOLTAGE
 BASEMENT (TBC)

ASSESSMENT TO DRAIN SEWAGE
 OVER EXISTING LINE OF PIPES
 APPROX POSITION (T251293)

BRICK OFFICE

LOT 4
DP 623497
8.509 ha

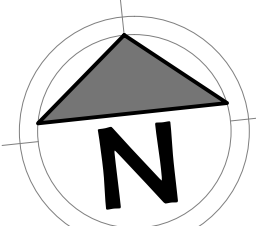
METAL SHED

- LEGEND**
-  BOUNDARY LINE
 -  STAGE 2 AREA
 -  RETAINING WALL
 -  FUTURE RETAINING WALL
 -  LIGHT DUTY FLEXIBLE PAVEMENT
REFER TO DA-C303 FOR DETAILS
 -  HEAVY DUTY RIGID PAVEMENT
REFER TO DA-C303 FOR DETAILS
 -  FOOTPATH PAVEMENT
REFER TO DA-C303 FOR DETAILS
 -  CONCRETE PAD
REFER TO STRUCTURAL ENGINEER'S DETAILS
 -  LANDSCAPE AREA
REFER LANDSCAPE ARCHITECT'S DETAILS
 -  K KERB ONLY
REFER TO DA-C303 FOR DETAILS
 -  K&G KERB AND GUTTER
REFER TO DA-C303 FOR DETAILS

PLAN
SCALE 1:400

REVISIONS:			
No.	REVISION DESCRIPTION	DRAWN	DATE
E	FOR S4.55 APPLICATION	HB	08.12.20
D	FOR S4.55 APPLICATION	HB	20.11.20
C	FOR S4.55 APPLICATION	HB	16.11.20
B	FOR DEVELOPMENT APPLICATION	HB	07.05.20
A	PRELIMINARY ISSUE	LW	18.12.19

SCALE BAR
0 10 20 30 40m
SCALE 1:400



COPYRIGHT ©
THIS DRAWING IS COPYRIGHT AND THE PROPERTY OF VAN DER MEER
(NSW) PTY LTD. IT MUST NOT BE REPRODUCED, COPIED OR USED WITHOUT
THE AUTHORITY OF VAN DER MEER (NSW) PTY LTD.
THIS DRAWING AND ITS CONTENTS ARE ELECTRONICALLY GENERATED,
AND ARE CONFIDENTIAL AND MAY ONLY BE USED FOR THE PURPOSE FOR
WHICH THEY WERE INTENDED. VAN DER MEER (NSW) PTY LTD. WILL NOT
ACCEPT RESPONSIBILITY FOR ANY CONSEQUENCES ARISING FROM THE
USE OF THIS DRAWING FOR OTHER THAN ITS INTENDED PURPOSE OR
WHERE THE DRAWING HAS BEEN ALTERED, AMENDED OR CHANGED
EITHER MANUALLY OR ELECTRONICALLY BY ANY THIRD PARTY.
THIS IS AN UNCONTROLLED DOCUMENT ISSUED FOR INFORMATION
PURPOSES ONLY UNLESS SIGNED. FIGURES DIMENSIONING TAKE
PRECEDENCE OVER SCALES. DO NOT SCALE REDUCED SIZE DRAWINGS.
VERIFY DIMENSIONS PRIOR TO COMMENCING ANY ON-SITE OR OFF-SITE
WORKS OR FABRICATION.
IF IN DOUBT - ASK.

van der Meer Consulting
van der meer

LEVEL 6, 39 CHANDOS STREET
ST LEONARDS NSW 2065
Telephone 61-2-9436 0433 Fax 61-2-9436 1370

www.vandermeer.com.au
van der Meer (NSW) Pty Ltd
A.B.N. 56 158 266 301

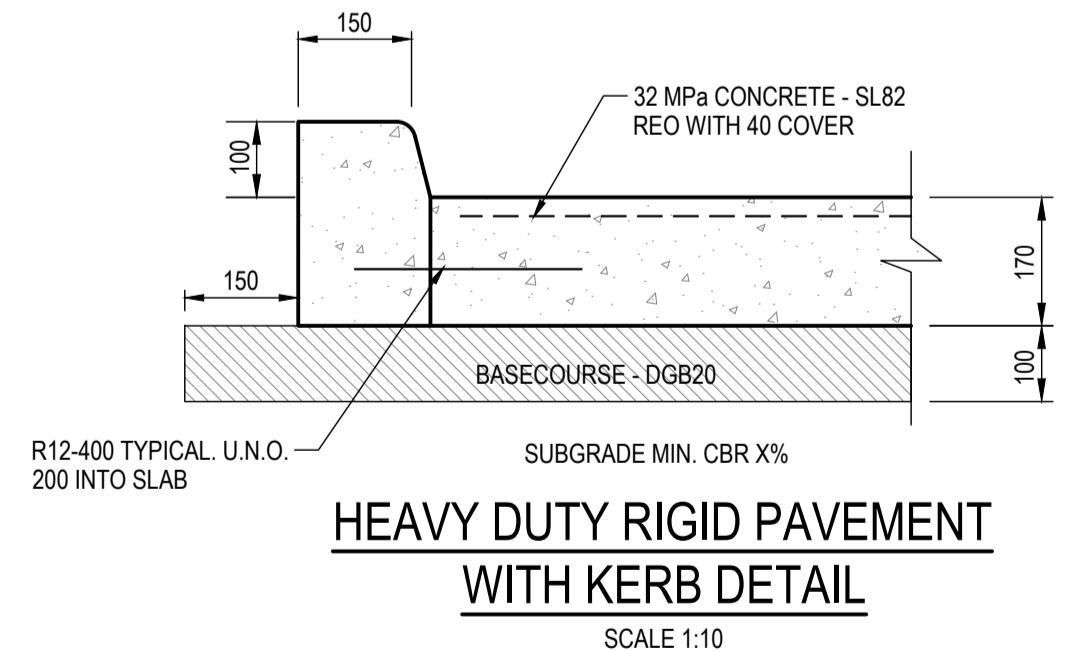
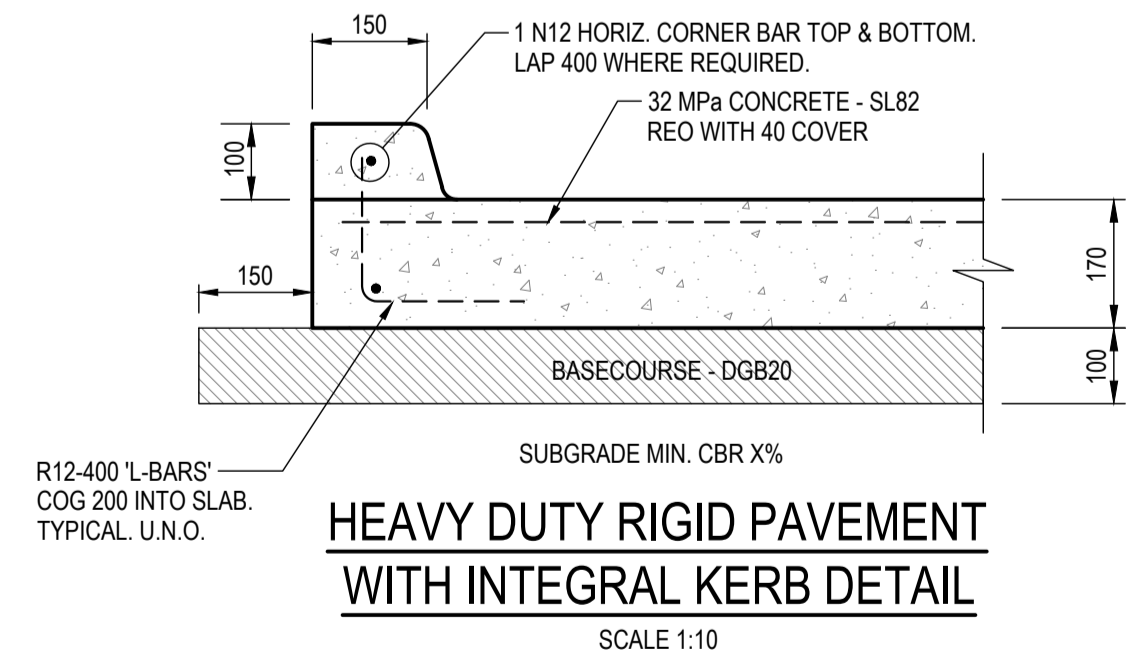
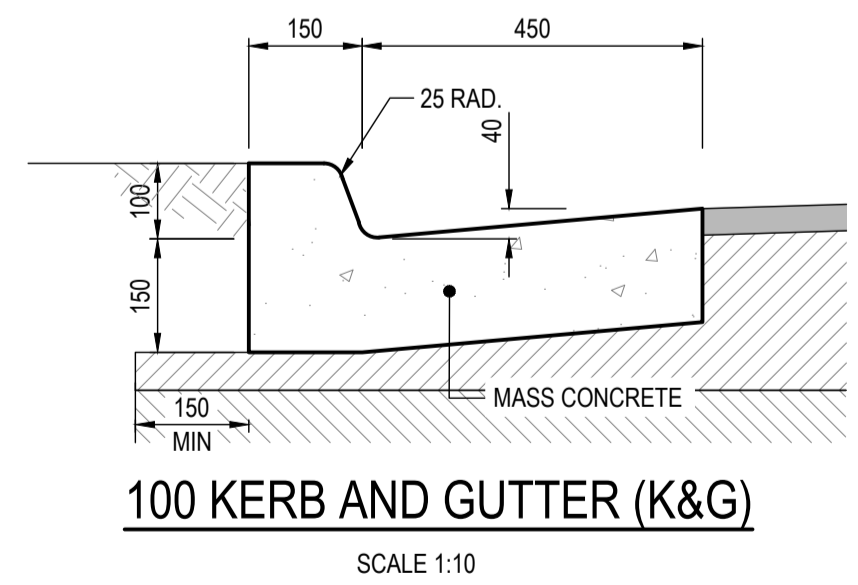
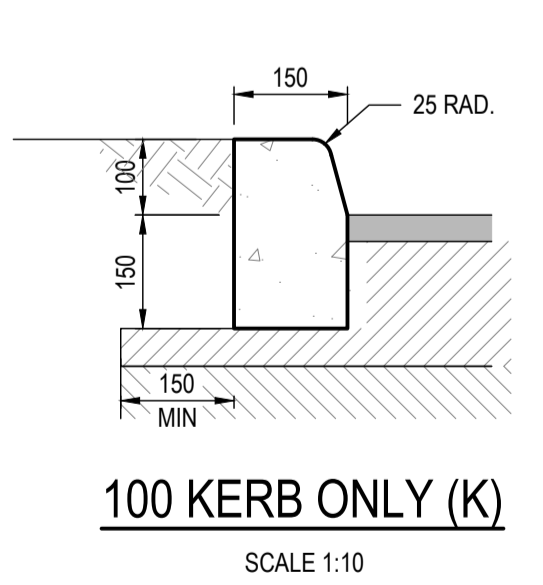
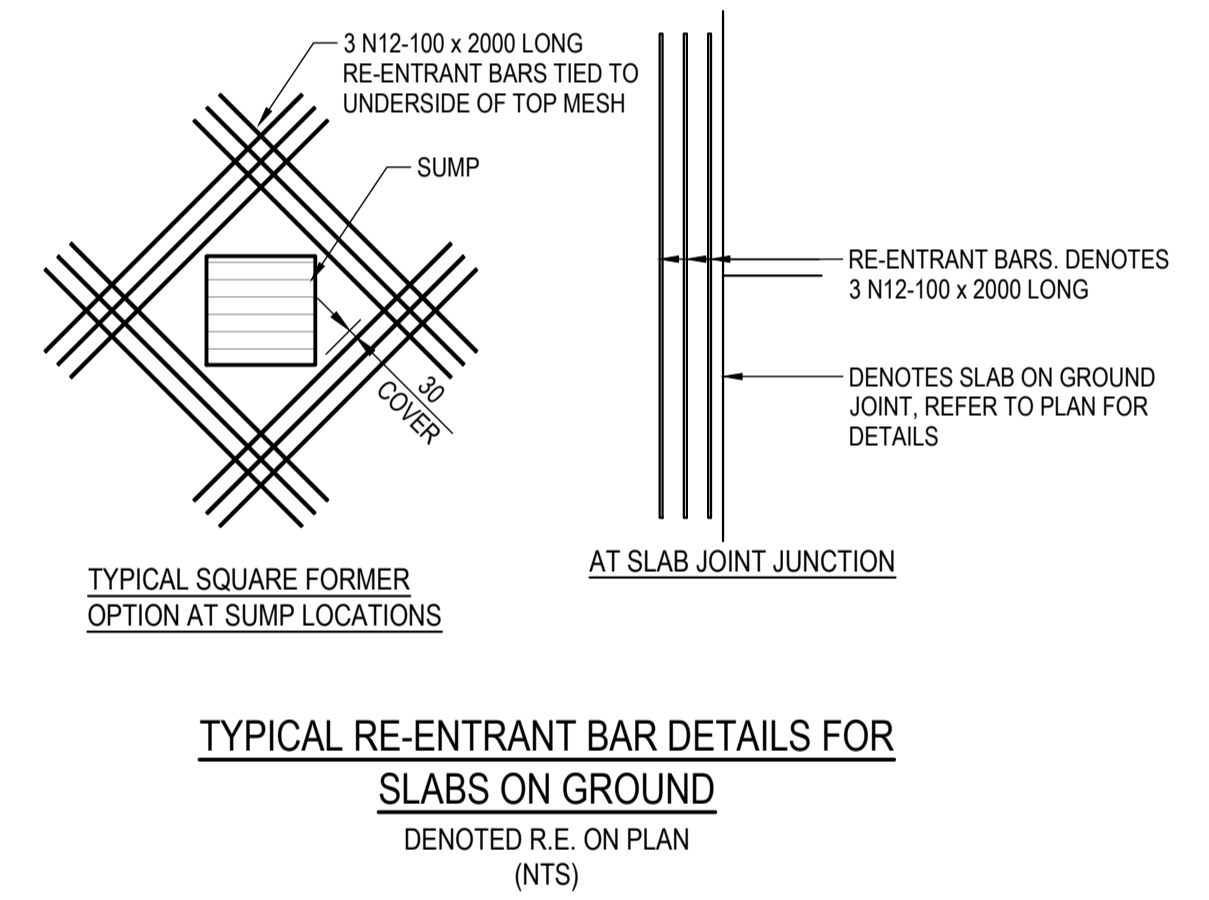
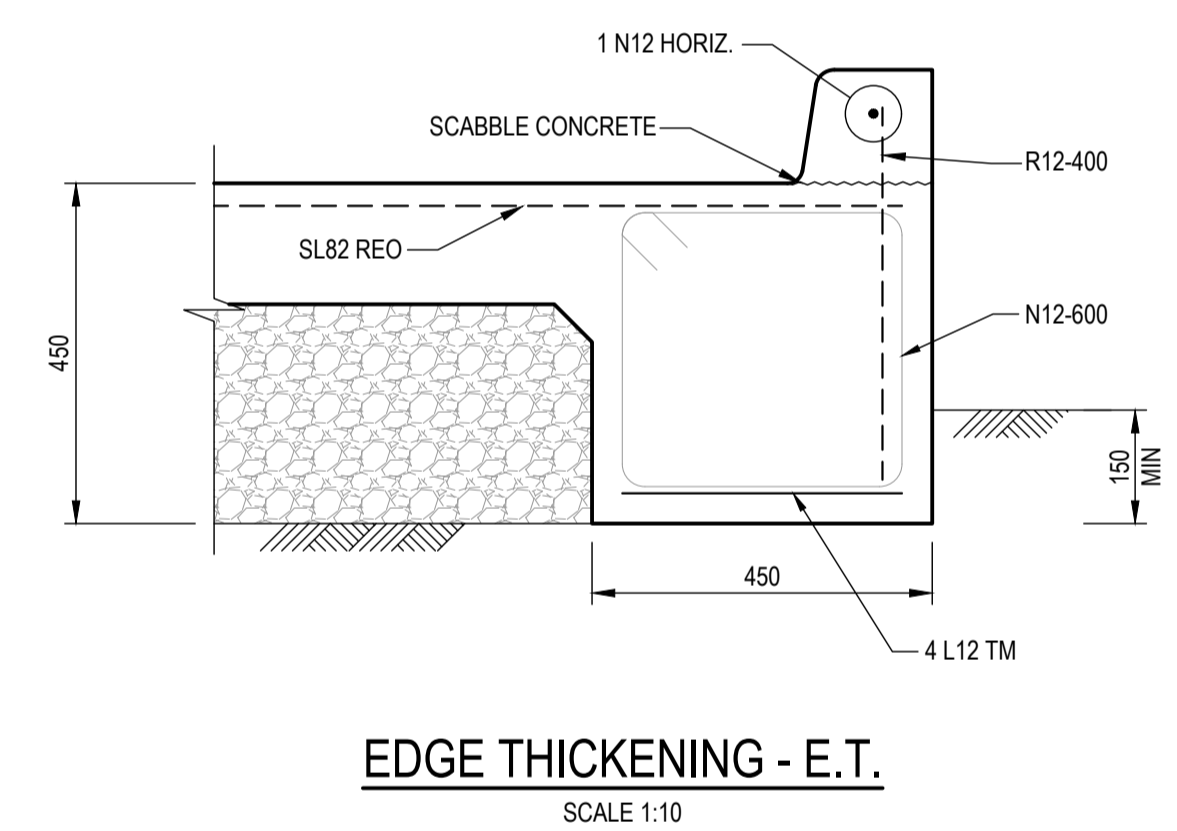
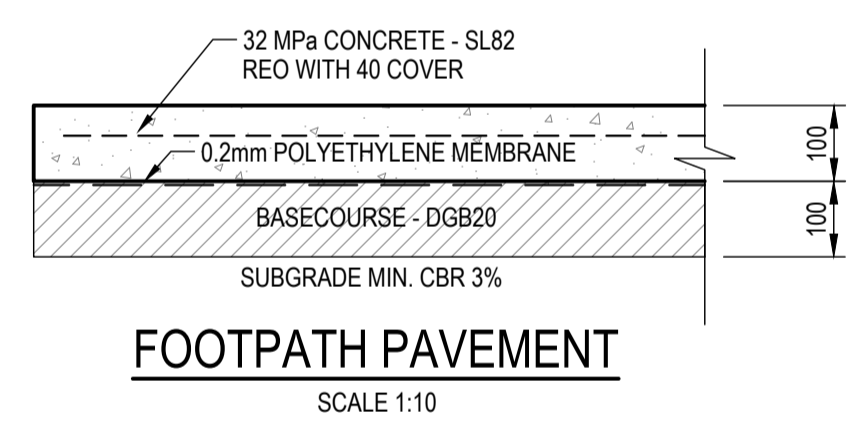
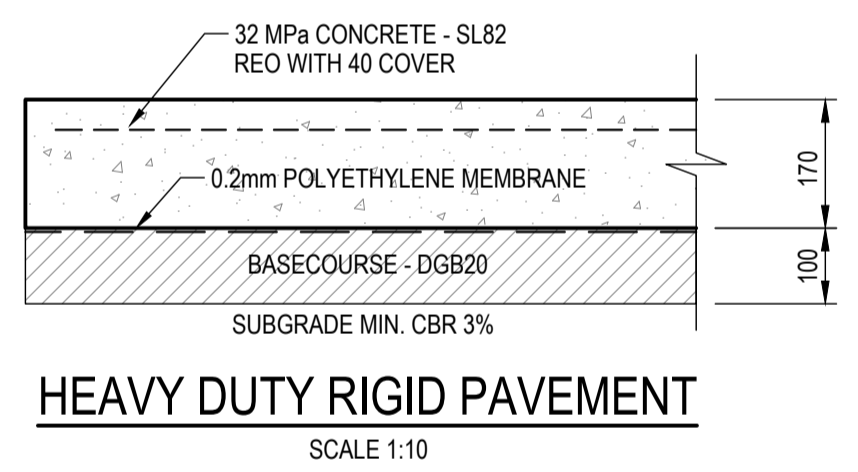

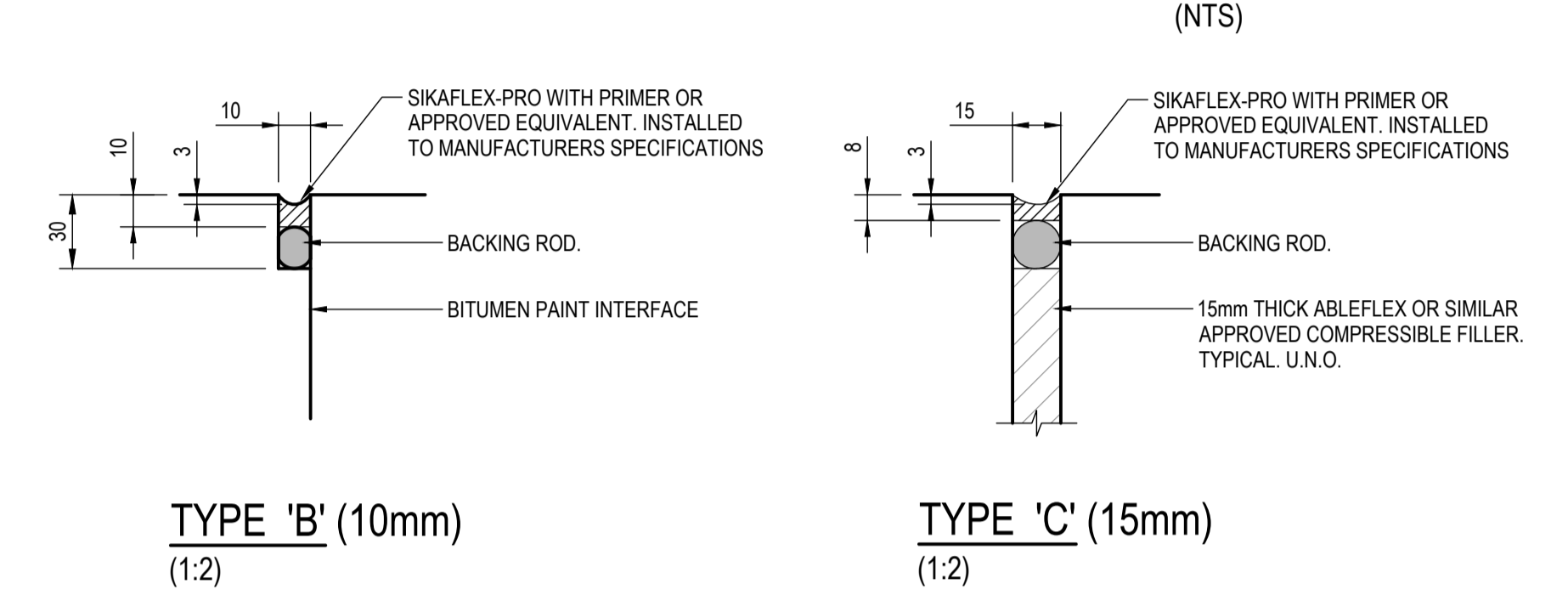
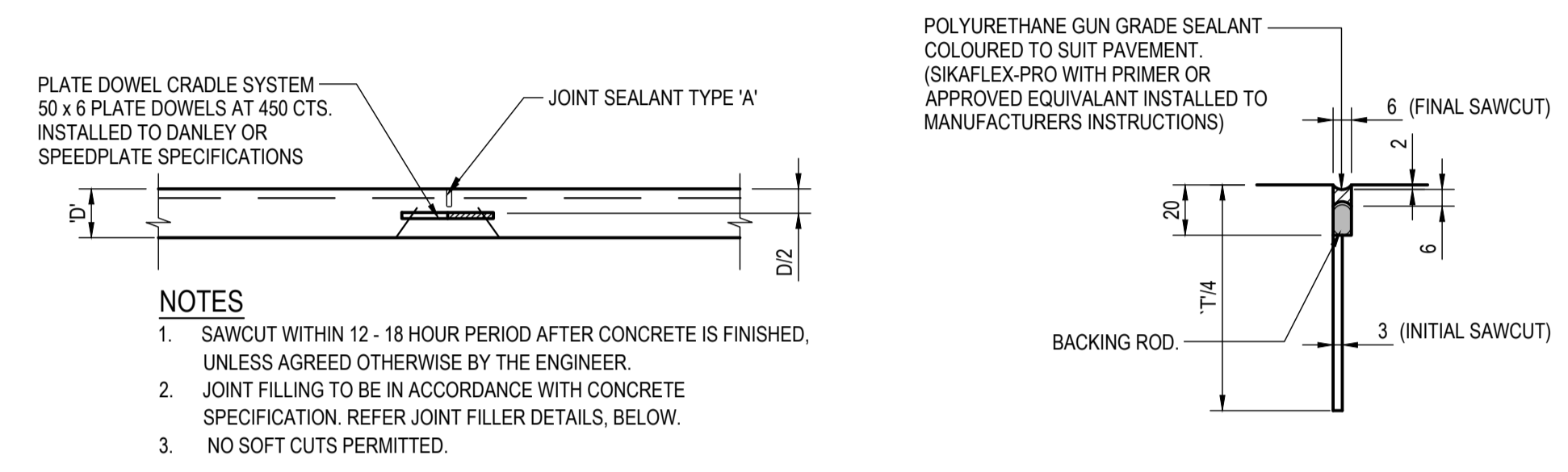
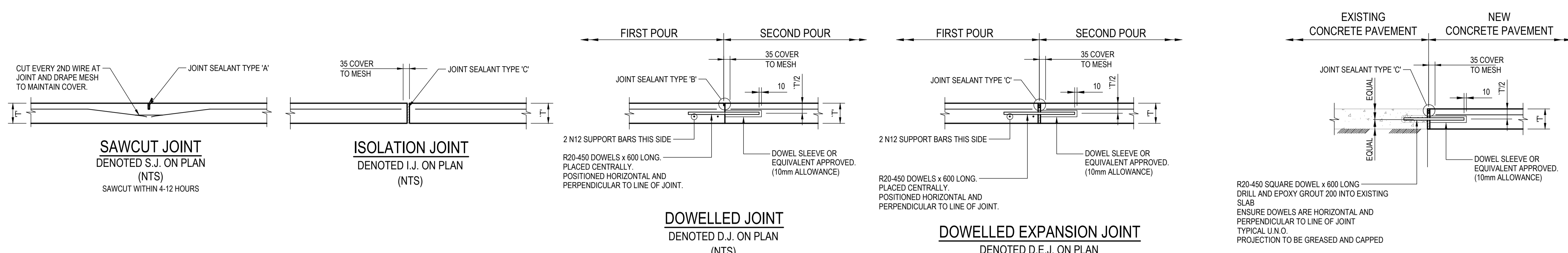
CLIENT
EQUINIX
UNIT A, 639 GARDENERS
SYDNEY NSW 2020

ARCHITECT
GREENBOX
LEVEL 25, 25 BLIGH ST, SYDNEY NSW 200

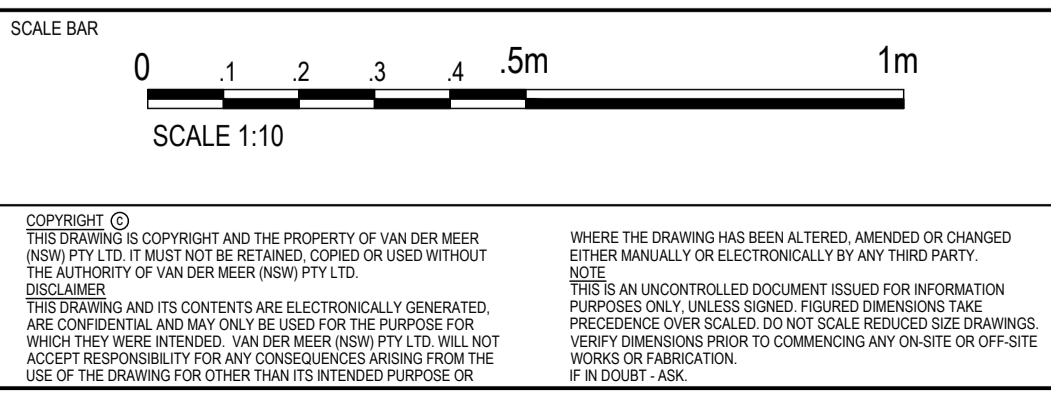
PROJECT TITLE
EQUINIX SY9
8 GRAND AVENUE, ROSEHILL

DRAWING TITLE
PAVEMENT LAYOUT SHEET 2 OF 2

DRAWING STATUS			
APPROVAL ISSUE NOT TO BE USED FOR CONSTRUCTION			
PROJECT LEADER	DESIGNER	SIGNATURE	
RJB	HB		
DRAFTSPERSON	SCALE	DATE	SHEET SIZE
HB	AS SHOWN	NOV 2019	A1
JOB No.	DRAWING No.	REVISION	
SY192-077	DA-C302	E	



No.	REVISION DESCRIPTION	DRAWN	DATE
E	FOR S4.55 APPLICATION	HB	08.12.20
D	FOR S4.55 APPLICATION	HB	20.11.20
C	FOR S4.55 APPLICATION	HB	16.11.20
B	FOR DEVELOPMENT APPLICATION	HB	07.05.20
A	PRELIMINARY ISSUE	LW	18.12.19



van der Meer Consulting
van der meer

LEVEL 6, 39 CHANDOS STREET
ST LEONARDS NSW 2065
Telephone 61-2-9436 0433 Fax 61-2-9436 1370

www.vandermeer.com.au
van der Meer (NSW) Pty Ltd
A.B.N. 56 158 266 301

CLIENT
EQUINIX
UNIT A, 639 GARDENERS
SYDNEY NSW 2020

ARCHITECT
GREENBOX
LEVEL 25, 25 BLIGH ST, SYDNEY NSW 200

PROJECT TITLE
EQUINIX SY9
8 GRAND AVENUE, ROSEHILL

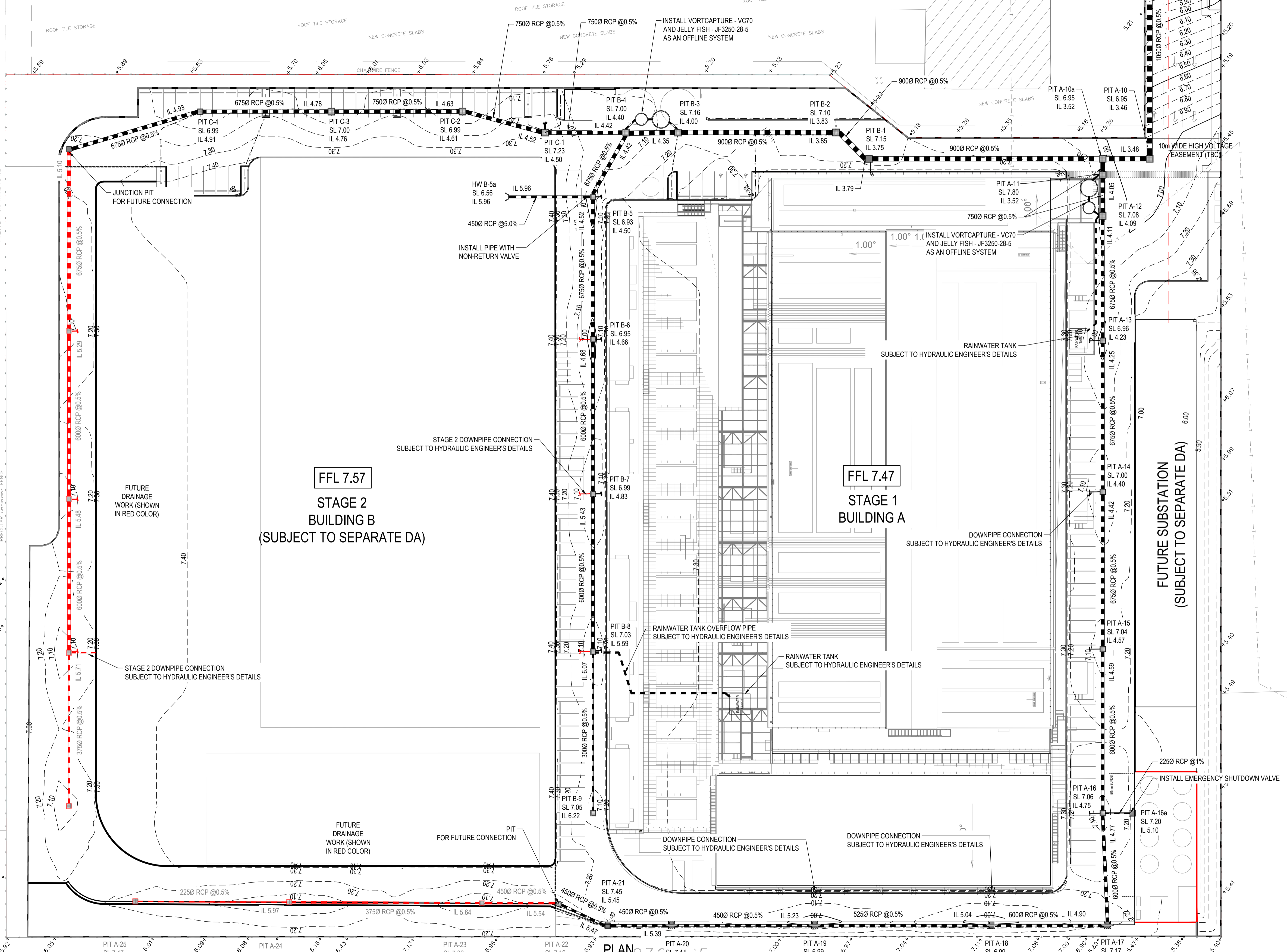
DRAWING TITLE
PAVEMENT DETAILS

DRAWING STATUS			
APPROVAL ISSUE NOT TO BE USED FOR CONSTRUCTION			
PROJECT LEADER RJB	DESIGNER HB	SIGNATURE	
DRAFTSPERSON HB	SCALE AS SHOWN	DATE NOV 2019	SHEET SIZE A1
JOB No. SY192-077	DRAWING No. DA-C303	REVISION	E

344.22

374.80

PIT C-5 SL 7.21 IL 5.08
PIT C-6 SL 7.05 IL 5.27
PIT C-7 SL 7.04 IL 5.46
PIT C-8 SL 7.04 IL 5.63
PIT C-9 SL 7.04 IL 5.86



- LEGEND**
- BOUNDARY LINE
 - STAGE 2 AREA
 - STORMWATER PIT REFER TO DA-C403 FOR DETAILS
 - STORMWATER PIPE REFER TO DA-C403 FOR DETAILS
 - RETAINING WALL
 - FUTURE RETAINING WALL

- EXISTING SERVICES**
- COMMUNICATIONS LINE
 - CALTAX LINE AT GRAND AVENUE MEDIAN
 - OVERHEAD ELECTRICITY CABLE
 - RECYCLED WATER LINE
 - SEWER LINE
 - STORMWATER LINE
 - WATER MAINS

FFL 7.57
STAGE 2 BUILDING B
(SUBJECT TO SEPARATE DA)

FFL 7.47
STAGE 1 BUILDING A

FUTURE SUBSTATION
(SUBJECT TO SEPARATE DA)

PLAN 23615
SCALE 1:400

REVISIONS:	REVISION DESCRIPTION	DRAWN	DATE
E	FOR S4.55 APPLICATION	HB	08.12.20
D	FOR S4.55 APPLICATION	HB	20.11.20
C	FOR S4.55 APPLICATION	HB	16.11.20
B	FOR DEVELOPMENT APPLICATION	HB	07.05.20
A	PRELIMINARY ISSUE	LW	18.12.19

SCALE BAR
0 10 20 30 40m
SCALE 1:400

COPYRIGHT © THE DRAWING IS COPYRIGHT AND THE PROPERTY OF VAN DER MEER (NSW) PTY LTD. IT MUST NOT BE RETAINED, COPIED OR USED WITHOUT THE AUTHORITY OF VAN DER MEER (NSW) PTY LTD. THIS DRAWING AND ITS CONTENTS ARE ELECTRONICALLY GENERATED, ARE CONFIDENTIAL AND MAY ONLY BE USED FOR THE PURPOSE FOR WHICH THEY WERE INTENDED. VAN DER MEER (NSW) PTY LTD. WILL NOT ACCEPT RESPONSIBILITY FOR ANY CONSEQUENCES ARISING FROM THE USE OF THE DRAWING FOR OTHER THAN ITS INTENDED PURPOSE OR WHERE THE DRAWING HAS BEEN ALTERED, AMENDED OR CHANGED EITHER MANUALLY OR ELECTRONICALLY BY ANY THIRD PARTY. THIS IS AN UNCONTROLLED DOCUMENT ISSUED FOR INFORMATION PURPOSES ONLY UNLESS SIGNED. FIGURES DIMENSIONING TAKE PRECEDENCE OVER SCALES. DO NOT SCALE REDUCED SIZE DRAWINGS. VERIFY DIMENSIONS PRIOR TO COMMENCING ANY ON-SITE OR OFF-SITE WORKS OR FABRICATION. IF IN DOUBT - ASK.

van der Meer Consulting
LEVEL 6, 39 CHANDOS STREET
ST LEONARDS NSW 2065
Telephone 61-2-9436 0433 Fax 61-2-9436 1370

www.vandermeer.com.au
van der Meer (NSW) Pty Ltd
A.B.N. 56 158 266 301

CLIENT
EQUINIX
UNIT A, 639 GARDENERS
SYDNEY NSW 2020

ARCHITECT
GREENBOX
LEVEL 25, 25 BLIGH ST, SYDNEY NSW 200

PROJECT TITLE
EQUINIX SY9
8 GRAND AVENUE, ROSEHILL

DRAWING TITLE
DRAINAGE LAYOUT SHEET 1 OF 2

DRAWING STATUS
APPROVAL ISSUE
NOT TO BE USED FOR CONSTRUCTION

PROJECT LEADER	DESIGNER	SIGNATURE
RJB	HB	

DRAFTSPERSON	SCALE	DATE	SHEET SIZE
HB	AS SHOWN	NOV 2019	A1

JOB No.	DRAWING No.	REVISION
SY192-077	DA-C401	E

RL 6.083

GRAND AVENUE

238.71

GRAND AVENUE

INSTALL PIPE WITH NON-RETURN VALVE
PIT A-0
SL 5.19
IL 2.29
EX. 9000 RCP @1% (TBC)

PIT EX-1 (EXISTING)
SL 5.07
IL 2.07
EX. 9000 RCP @1%

PIT A-1
SL 5.29
IL 2.31

PIT A-2
SL 5.34
IL 2.34

FUTURE ELECTRICAL SWITCHING STATION
(SUBJECT TO SEPARATE DA)

REDIRECT EXISTING 7500 RCP IL 3.38
FROM CSR SITE TO PIT A-3

PIT A-3
SL 5.19
IL 2.48

REDIRECT EXISTING 4500 RCP IL 3.11
FROM CSR SITE TO PIT A-5

PIT A-4
SL 5.31
IL 2.60

PIT A-5
SL 5.23
IL 2.68

PIT A-6
SL 5.20
IL 2.83

PIT A-7
SL 5.16
IL 2.90

PIT A-8
SL 5.21
IL 3.08

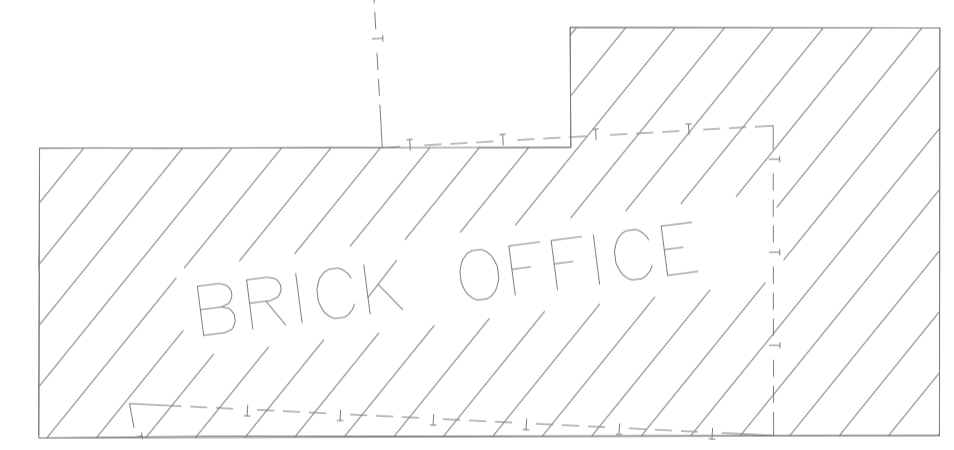

PIT A-9
SL 5.25
IL 3.25

LEGEND

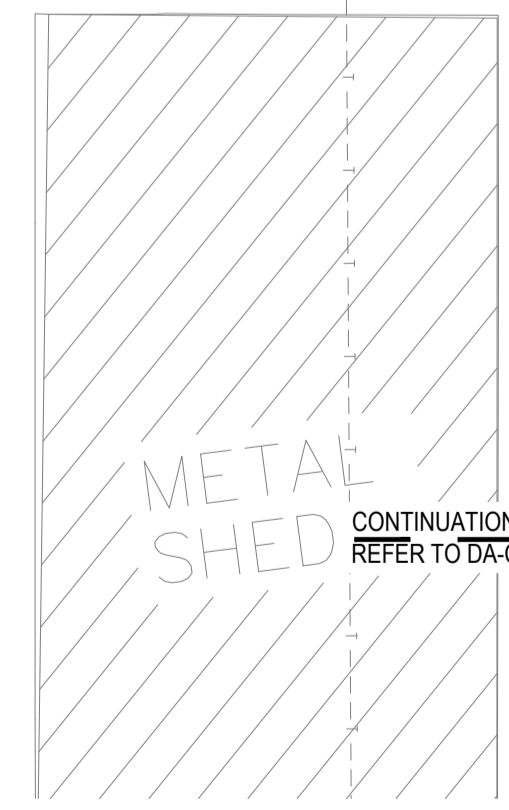
- BOUNDARY LINE
- STAGE 2 AREA
- STORMWATER PIT
REFER TO DA-C403 FOR DETAILS
- STORMWATER PIPE
REFER TO DA-C403 FOR DETAILS
- RETAINING WALL
- FUTURE RETAINING WALL

EXISTING SERVICES

- COMMUNICATIONS LINE
- CAL CALTEX LINE AT GRAND AVENUE MEDIAN
- OH OVERHEAD ELECTRICITY CABLE
- RW RECYCLED WATER LINE
- S SEWER LINE
- SW STORMWATER LINE
- W WATER MAINS



LOT 4
DP 623497
8.509 ha

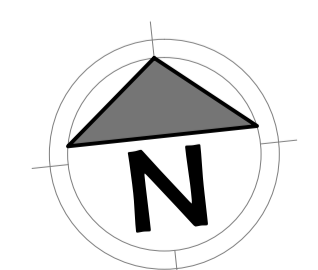


PLAN
SCALE 1:400

No.	REVISION DESCRIPTION	DRAWN	DATE
E	FOR S4.55 APPLICATION	HB	08.12.20
D	FOR S4.55 APPLICATION	HB	20.11.20
C	FOR S4.55 APPLICATION	HB	16.11.20
B	FOR DEVELOPMENT APPLICATION	HB	07.05.20
A	PRELIMINARY ISSUE	LW	18.12.19

SCALE BAR
0 10 20 30 40m
SCALE 1:400

COPYRIGHT © THIS DRAWING IS COPYRIGHT AND THE PROPERTY OF VANDER MEER (NSW) PTY LTD. IT MUST NOT BE RETAINED, COPIED OR USED WITHOUT THE AUTHORITY OF VANDER MEER (NSW) PTY LTD. THIS DRAWING AND ITS CONTENTS ARE ELECTRONICALLY GENERATED, ARE CONFIDENTIAL AND MAY ONLY BE USED FOR THE PURPOSE FOR WHICH THEY WERE INTENDED. VANDER MEER (NSW) PTY LTD. WILL NOT ACCEPT RESPONSIBILITY FOR ANY CONSEQUENCES ARISING FROM THE USE OF THIS DRAWING FOR OTHER THAN ITS INTENDED PURPOSE OR WHERE THE DRAWING HAS BEEN ALTERED, AMENDED OR CHANGED EITHER MANUALLY OR ELECTRONICALLY BY ANY THIRD PARTY. THIS IS AN UNCONTROLLED DOCUMENT ISSUED FOR INFORMATION PURPOSES ONLY UNLESS SIGNED. FIGURES DIMENSIONING TAKE PRECEDENCE OVER SCALES. DO NOT SCALE REDUCED SIZE DRAWINGS. VERIFY DIMENSIONS PRIOR TO COMMENCING ANY ON-SITE OR OFF-SITE WORKS OR FABRICATION. IF IN DOUBT - ASK.



van der Meer Consulting
van der meer
LEVEL 6, 39 CHANDOS STREET
ST LEONARDS NSW 2065
Telephone 61-2-9436 0433 Fax 61-2-9436 1370
www.vandermeer.com.au
van der Meer (NSW) Pty Ltd
A.B.N. 56 158 266 301

CLIENT
EQUINIX
UNIT A, 639 GARDENERS
SYDNEY NSW 2020

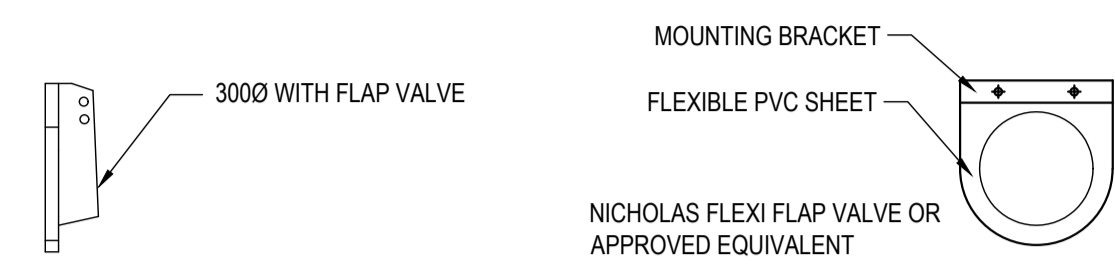
ARCHITECT
GREENBOX
LEVEL 25, 25 BLIGH ST, SYDNEY NSW 200

PROJECT TITLE
EQUINIX SY9
8 GRAND AVENUE, ROSEHILL

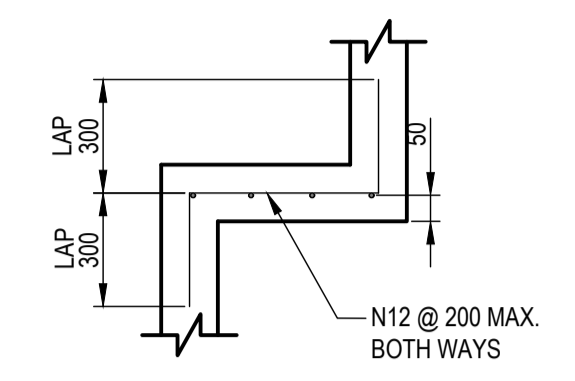
DRAWING TITLE
DRAINAGE LAYOUT SHEET 2 OF 2

DRAWING STATUS
APPROVAL ISSUE
NOT TO BE USED FOR CONSTRUCTION

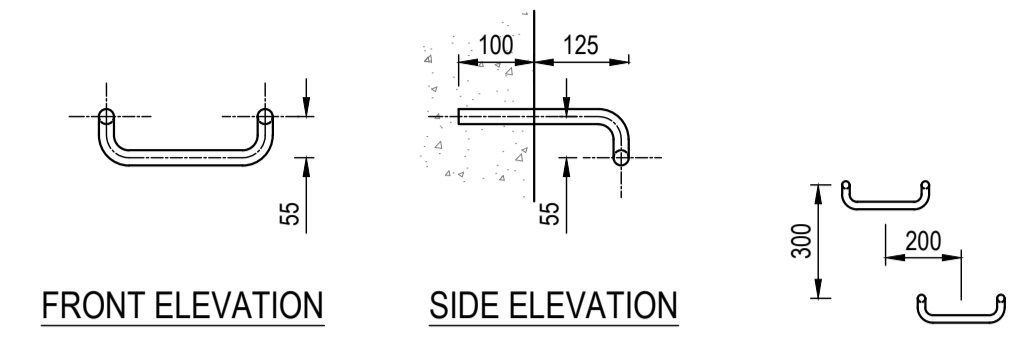
PROJECT LEADER RJB	DESIGNER HB	SIGNATURE	
DRAFTSPERSON HB	SCALE AS SHOWN	DATE NOV 2019	SHEET SIZE A1
JOB No. SY192-077		DRAWING No. DA-C402	REVISION E



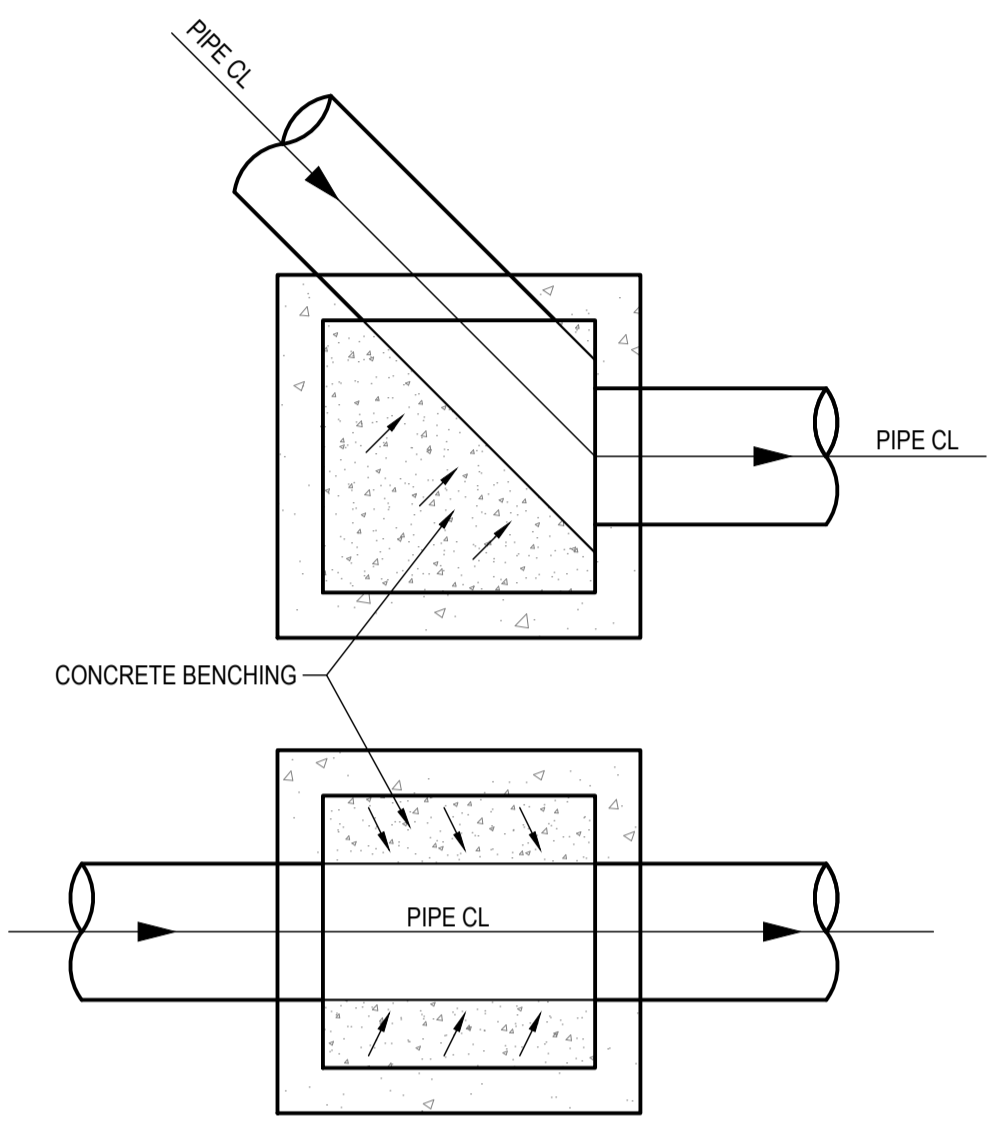
FLAP VALVE DETAIL
NTS



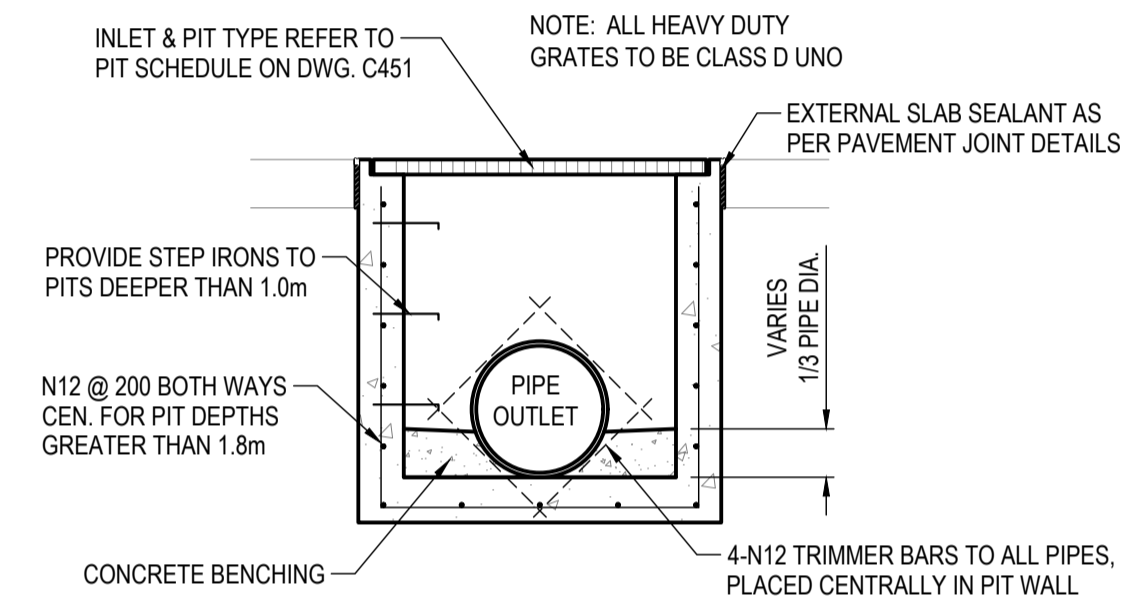
DETAIL A
SCALE 1:20



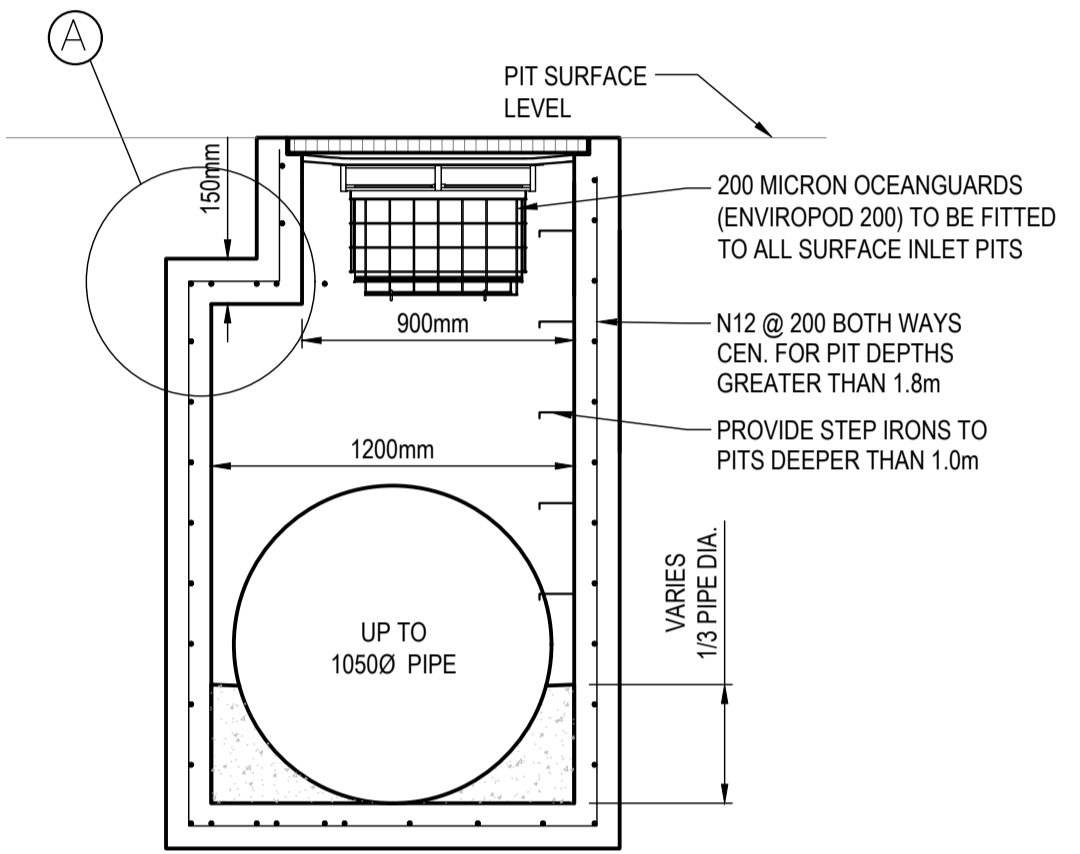
TYPICAL STEP IRON DETAIL
NTS



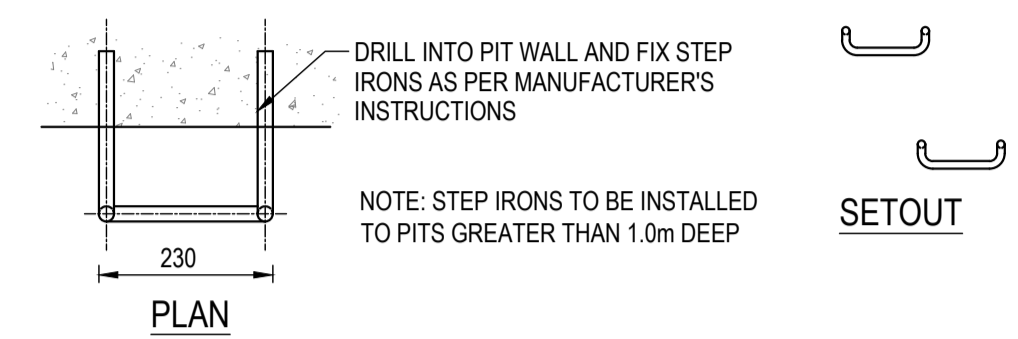
TYPICAL CONCRETE BENCHING
SCALE 1:25



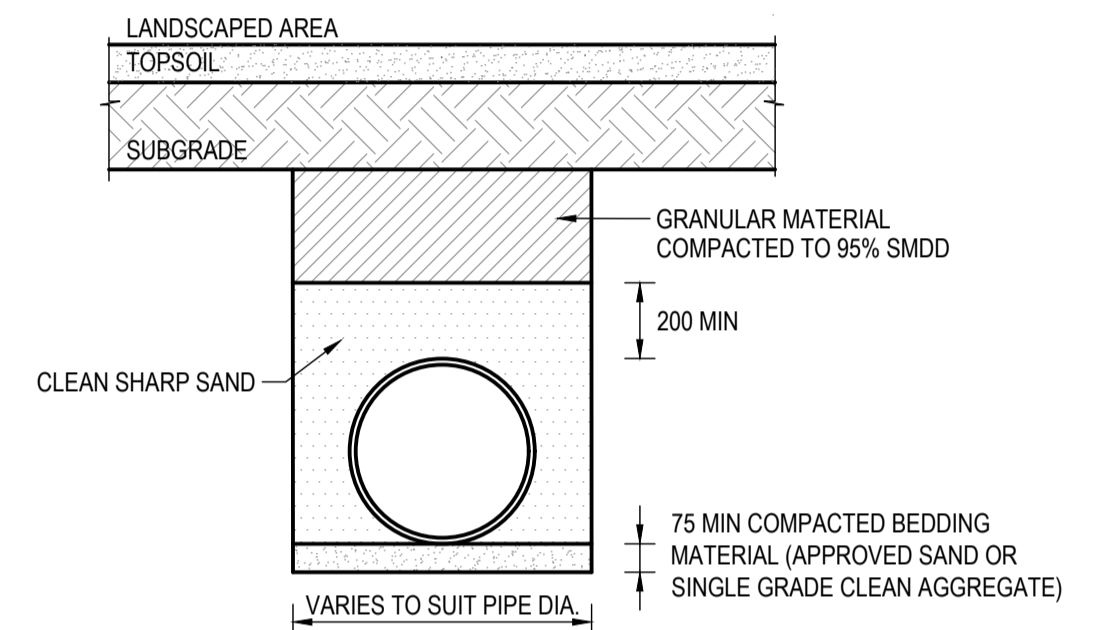
TYPICAL INLET PIT & JUNCTION PIT
SCALE 1:25



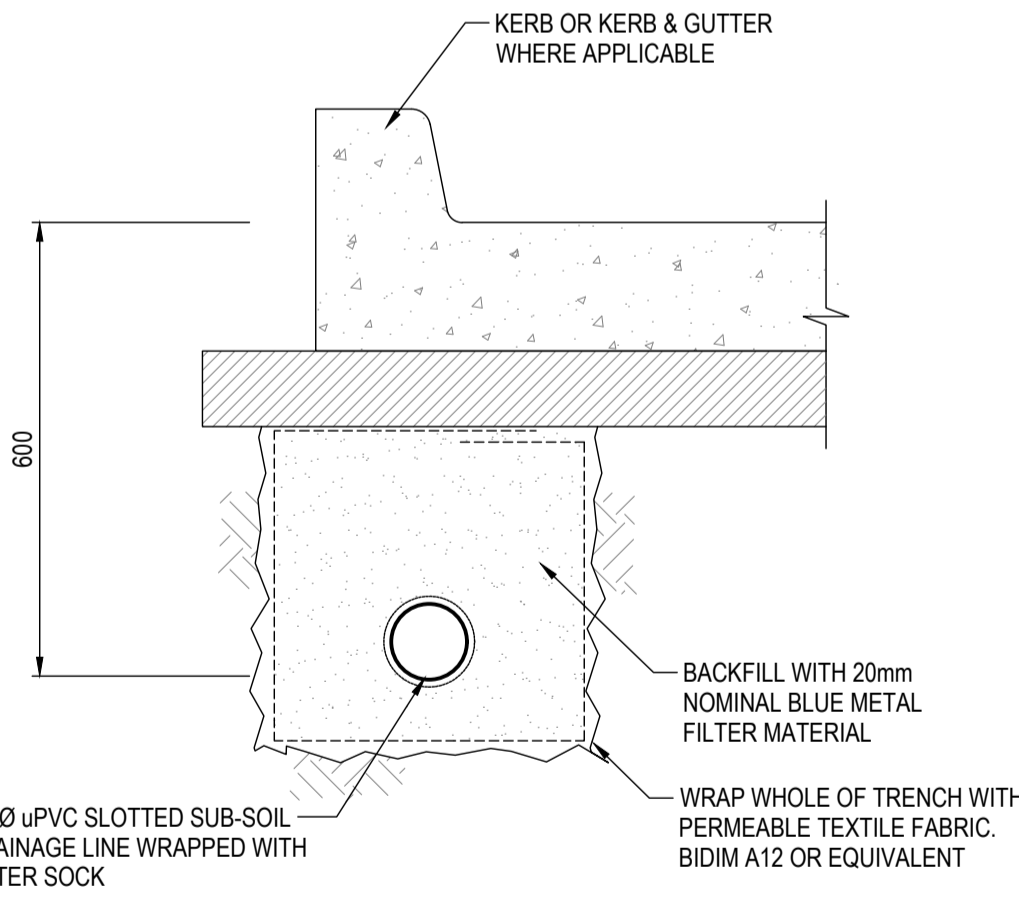
TYPICAL INLET PIT & JUNCTION PIT FOR Ø825 - Ø1050 PIPE
SCALE 1:25



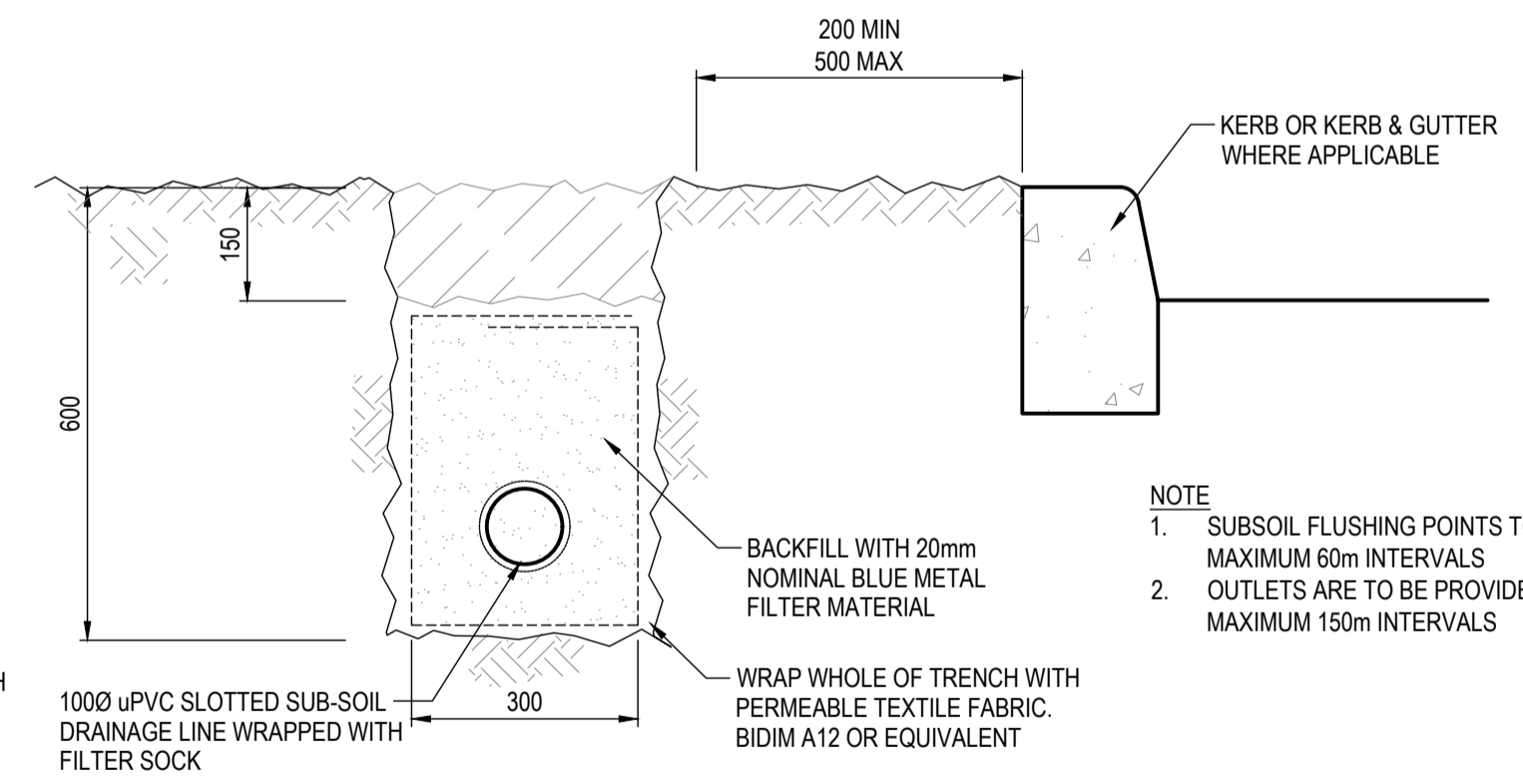
UNDER PAVEMENT PIPE BEDDING
NTS



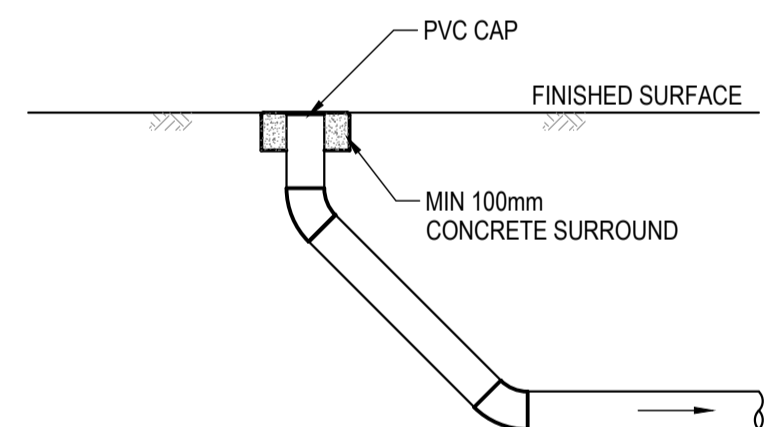
UNDER LANDSCAPING PIPE BEDDING
NTS



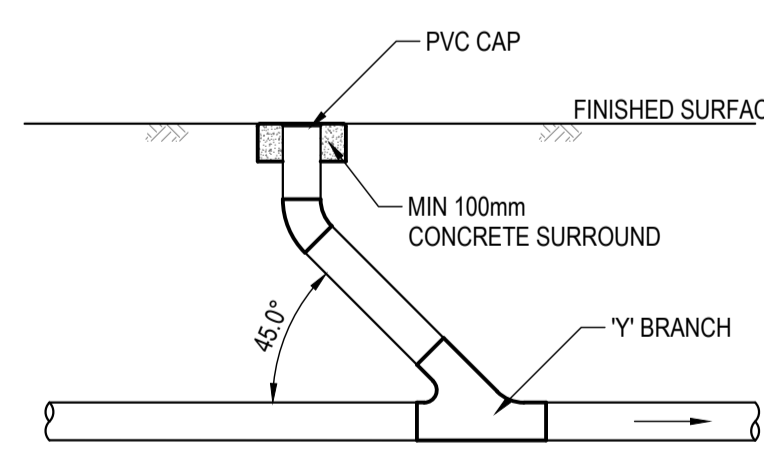
SUB-SOIL DRAIN DETAIL
SCALE 1:10



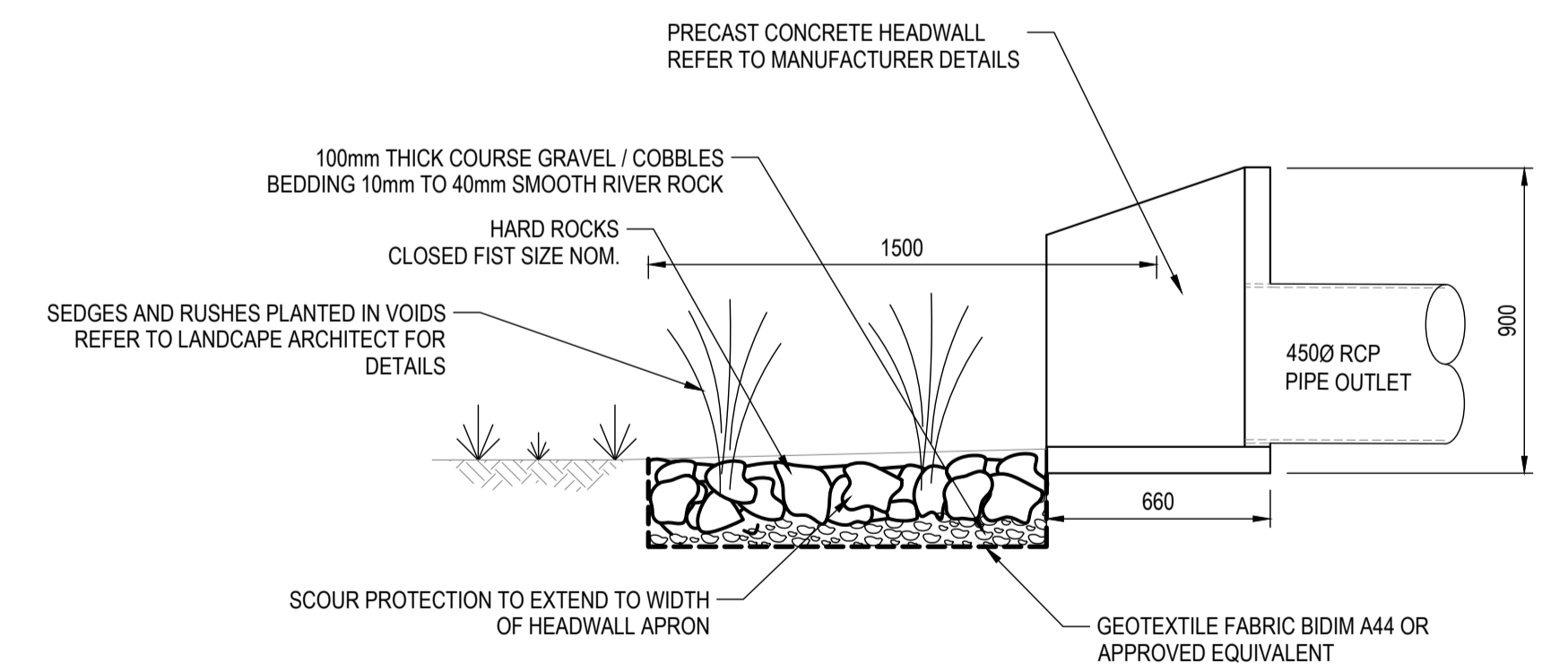
SUB-SOIL DRAIN DETAIL
SCALE 1:10



FLUSH POINT DETAIL
SCALE 1:20

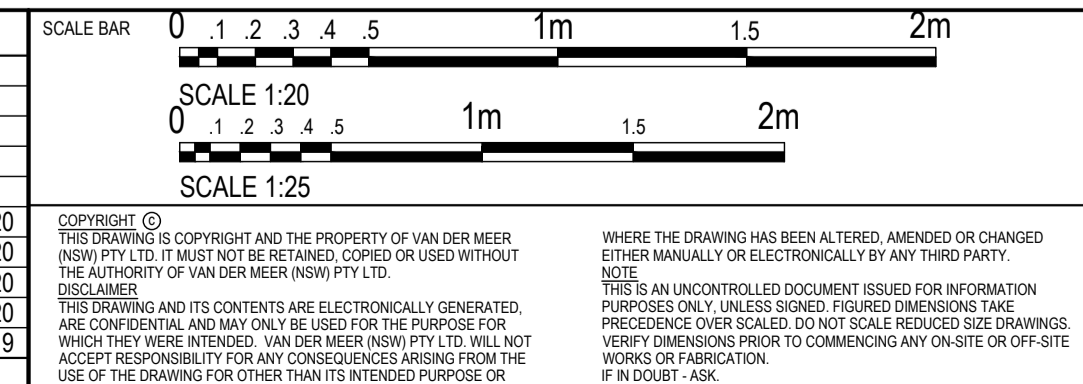


FLUSH POINT DETAIL (INLINE)
SCALE 1:20



HEADWALL SCOUR PROTECTION DETAIL
SCALE 1:20

REVISIONS:	No.	REVISION DESCRIPTION	DRAWN	DATE
E	FOR S4.55 APPLICATION		HB	08.12.20
D	FOR S4.55 APPLICATION		HB	20.11.20
C	FOR S4.55 APPLICATION		HB	16.11.20
B	FOR DEVELOPMENT APPLICATION		HB	07.05.20
A	PRELIMINARY ISSUE		ZZ	18.12.19



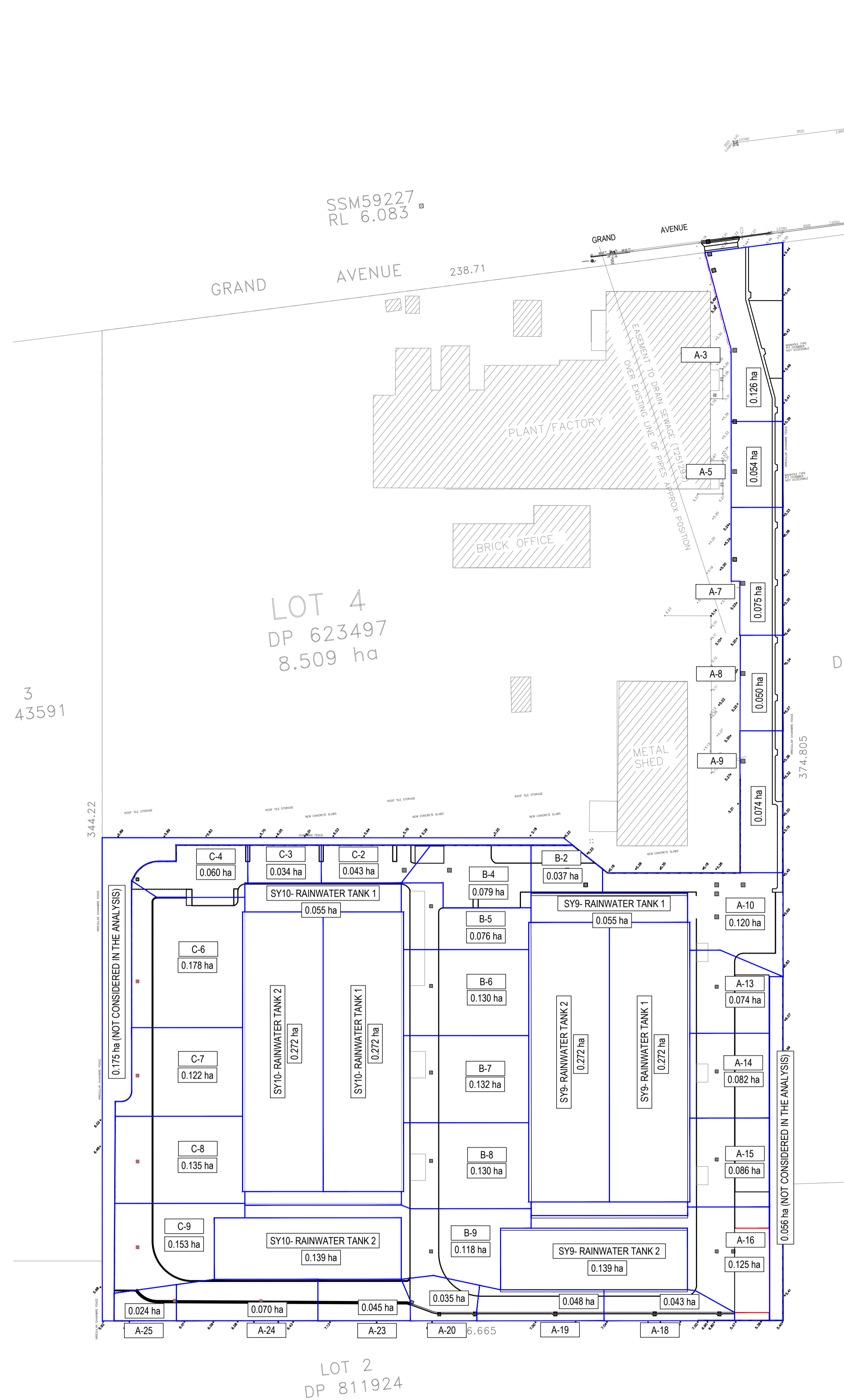
COPYRIGHT © THE DRAWING IS COPYRIGHT AND THE PROPERTY OF VANDER MEER (NSW) PTY LTD. IT MUST NOT BE RETAINED, COPIED OR USED WITHOUT THE AUTHORITY OF VANDER MEER (NSW) PTY LTD. THIS DRAWING AND ITS CONTENTS ARE ELECTRONICALLY GENERATED, ARE CONFIDENTIAL AND MAY ONLY BE USED FOR THE PURPOSE FOR WHICH THEY WERE INTENDED. VANDER MEER (NSW) PTY LTD. WILL NOT ACCEPT RESPONSIBILITY FOR ANY CONSEQUENCES ARISING FROM THE USE OF THE DRAWING FOR OTHER THAN ITS INTENDED PURPOSE OR IN DOUBT - ASK.

van der Meer Consulting
van der meer
LEVEL 6, 39 CHANDOS STREET
ST LEONARDS NSW 2055
Telephone 61-2-9436 0433 Fax 61-2-9436 1370
www.vandermeer.com.au
van der Meer (NSW) Pty Ltd
A.B.N. 56 158 266 301

CLIENT
EQUINIX
UNIT A, 639 GARDENERS
SYDNEY NSW 2020
ARCHITECT
GREENBOX
LEVEL 25, 25 BLIGH ST, SYDNEY NSW 200

PROJECT TITLE
EQUINIX SY9
8 GRAND AVENUE, ROSEHILL
DRAWING TITLE
DRAINAGE DETAILS

DRAWING STATUS
APPROVAL ISSUE
NOT TO BE USED FOR CONSTRUCTION
PROJECT LEADER RJB
DESIGNER HB
DRAFTSPERSON HB
SCALE AS SHOWN
DATE NOV 2019
SHEET SIZE A1
JOB No. SY192-077
DRAWING No. DA-C403
REVISION E



PLAN
SCALE 1:1000

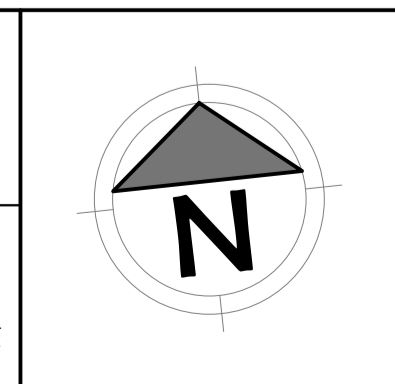
REVISIONS:			
No.	REVISION DESCRIPTION	DRAWN	DATE
D	FOR S4.55 APPLICATION	HB	08.12.20
C	FOR S4.55 APPLICATION	HB	20.11.20
B	FOR S4.55 APPLICATION	HB	16.11.20
A	FOR DEVELOPMENT APPLICATION	HB	07.05.20

SCALE BAR
0 10 20 30 40 50m
SCALE 1:1000

van der Meer Consulting
van der Meer (NSW) Pty Ltd
LEVEL 6, 39 CHANDOS STREET
ST LEONARDS NSW 2065
Telephone 61-2-9436 0433 Fax 61-2-9436 1370

www.vandermeer.com.au
A.B.N. 56 158 266 301

WHERE THE DRAWING HAS BEEN ALTERED, AMENDED OR CHANGED EITHER MANUALLY OR ELECTRONICALLY BY ANY THIRD PARTY, NOTE THIS IS AN UNCONTROLLED DOCUMENT ISSUED FOR INFORMATION PURPOSES ONLY UNLESS SIGNED. FIGURES DIMENSIONING TAKE PRECEDENCE OVER SCALED. DO NOT SCALE REDUCED SIZE DRAWINGS. VERIFY DIMENSIONS PRIOR TO COMMENCING ANY ON SITE OR OFF-SITE WORKS OR FABRICATION. IF IN DOUBT - ASK.



van der Meer Consulting
van der Meer
LEVEL 6, 39 CHANDOS STREET
ST LEONARDS NSW 2065
Telephone 61-2-9436 0433 Fax 61-2-9436 1370

www.vandermeer.com.au
A.B.N. 56 158 266 301

CLIENT
EQUINIX
UNIT A, 639 GARDENERS
SYDNEY NSW 2020

ARCHITECT
GREENBOX
LEVEL 25, 25 BLIGH ST, SYDNEY NSW 200

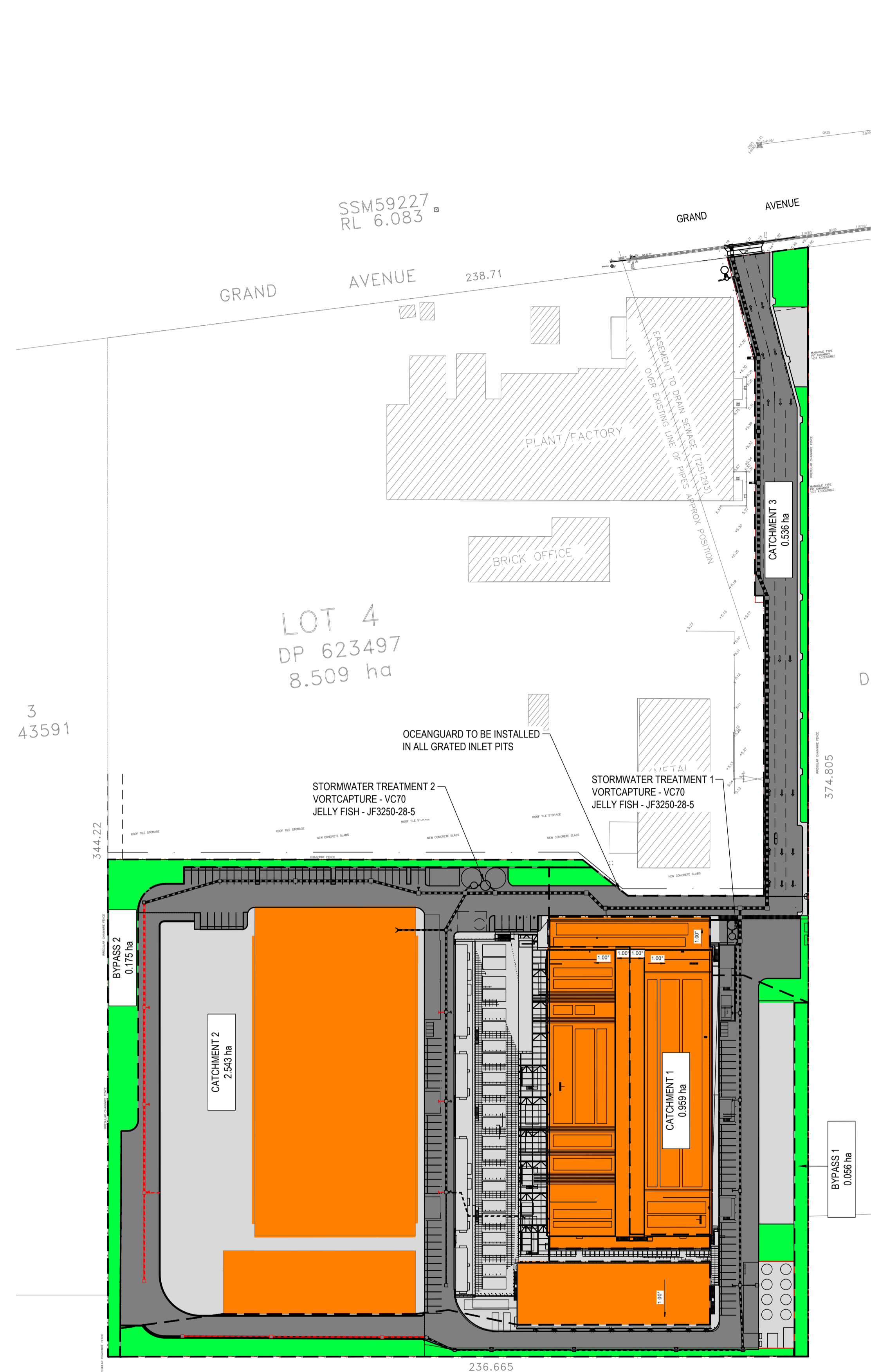
PROJECT TITLE
EQUINIX SY9
8 GRAND AVENUE, ROSEHILL

DRAWING TITLE
DRAINS CATCHMENT PLAN

DRAWING STATUS			
APPROVAL ISSUE NOT TO BE USED FOR CONSTRUCTION			
PROJECT LEADER	DESIGNER	SIGNATURE	
RJB	HB		
DRAFTSPERSON	SCALE	DATE	SHEET SIZE
HB	AS SHOWN	NOV 2019	A1
JOB No.	DRAWING No.	REVISION	
SY192-077	DA-C421	D	

LEGEND

- SEALED ROAD AREA
- IMPERVIOUS AREA
- ROOF AREA
- LANDSCAPE AREA



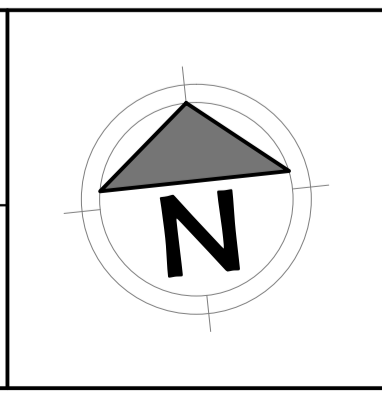
MUSIC MODEL CATCHMENT AREAS (m2)					
	SEALED ROAD	IMPERVIOUS	ROOF	LANDSCAPE	REMARKS
CATCHMENT 1	3005	2049	3268	1269	TO STORMWATER TREATMENT 1
CATCHMENT 2	5052	8642	12010	88	TO STORMWATER TREATMENT 2
CATCHMENT 3	3907	776	0	840	

PLAN
SCALE 1:1000

REVISIONS:	
No.	REVISION DESCRIPTION
D	FOR S4.55 APPLICATION
C	FOR S4.55 APPLICATION
B	FOR S4.55 APPLICATION
A	FOR DEVELOPMENT APPLICATION

SCALE BAR
0 10 20 30 40 50m 100m
SCALE 1:1000

COPYRIGHT ©
THIS DRAWING IS COPYRIGHT AND THE PROPERTY OF VAN DER MEER (NSW) PTY LTD. IT MUST NOT BE RETAINED, COPIED OR USED WITHOUT THE AUTHORITY OF VAN DER MEER (NSW) PTY LTD.
THIS DRAWING AND ITS CONTENTS ARE ELECTRONICALLY GENERATED. ARE CONFIDENTIAL AND MAY ONLY BE USED FOR THE PURPOSE FOR WHICH THEY WERE INTENDED. VAN DER MEER (NSW) PTY LTD. WILL NOT ACCEPT RESPONSIBILITY FOR ANY CONSEQUENCES ARISING FROM THE USE OF THIS DRAWING FOR OTHER THAN ITS INTENDED PURPOSE OR WHERE THE DRAWING HAS BEEN ALTERED, AMENDED OR CHANGED EITHER MANUALLY OR ELECTRONICALLY BY ANY THIRD PARTY.
NOTE: THIS IS AN UNCONTROLLED DOCUMENT ISSUED FOR INFORMATION PURPOSES ONLY. UNLESS SIGNED, FIGURES DIMENSIONING TAKE PRECEDENCE OVER SCALES. DO NOT SCALE REDUCED SIZE DRAWINGS. VERIFY DIMENSIONS PRIOR TO COMMENCING ANY ON-SITE OR OFF-SITE WORKS OR FABRICATION. IF IN DOUBT - ASK.



van der Meer Consulting
van der meer

LEVEL 6, 39 CHANDOS STREET
ST LEONARDS NSW 2065
Telephone 61-2-9436 0433 Fax 61-2-9436 1370

www.vandermeer.com.au
van der Meer (NSW) Pty Ltd
A.B.N. 56 158 266 301

CLIENT
EQUINIX
UNIT A, 639 GARDENERS
SYDNEY NSW 2020

ARCHITECT
GREENBOX
LEVEL 25, 25 BLIGH ST, SYDNEY NSW 200

PROJECT TITLE
EQUINIX SY9
8 GRAND AVENUE, ROSEHILL

DRAWING TITLE
MUSIC CATCHMENT PLAN

DRAWING STATUS
APPROVAL ISSUE
NOT TO BE USED FOR CONSTRUCTION

PROJECT LEADER RJB	DESIGNER HB	SIGNATURE	
DRAFTSPERSON HB	SCALE AS SHOWN	DATE NOV 2019	SHEET SIZE A1
JOB No. SY192-077	DRAWING No. DA-C422	REVISION D	

SCHEDULE OF PLANT MATERIAL

CODE	BOTANICAL NAME	COMMON NAME	QUANTITY STAGE 1	QUANTITY STAGE 2	MATURE HEIGHT	CONTAINER SIZE	STAKES
BE	<i>Banksia ericifolia</i>	Heath Banksia	20	140	3m	200mm	-
BSp	<i>Banksia spinulosa</i>	Hairpin Banksia	0	66	1.5m	200mm	-
CA	<i>Cupaniopsis anacardioides</i>	Tuckeroo	2	0	10m	45 litre	2
CCi	<i>Callistemon citrinus</i>	Bottlebrush	108	0	2.5m	200mm	-
CS	<i>Callistemon 'Slim'</i>	Slim Bottlebrush	131	0	3m	200mm	-
CWA	<i>Callistemon 'White ANZAC'</i>	ANZAC Bottlebrush	254	214	1.5m	200mm	-
DR	<i>Dianella revoluta</i>	Flax Lily	946	724	0.4m	140mm	-
DV	<i>Dodonaea viscosa</i>	Hop Bush	168	68	1.5m	200mm	-
GI	<i>Grevillea Ivanhoe</i>	Ivanhoe Grevillea	91	57	3m	200mm	-
HV	<i>Hardenbergia violacea</i>	Native Sarsparilla	835	1009	prostrate	140mm	-
KA	<i>Kunzea ambigua</i>	Tick Bush	18	0	2.5m	200mm	-
LS	<i>Lomandra 'Seascape'</i>	Seascape Lomandra	1544	856	0.4m	140mm	-
ML	<i>Melaleuca linariifolia</i>	Paperbark	2	24	7m	45 litre	2
OD	<i>Ozothamnus diosmifolius</i>	Everlasting	128	0	2m	200mm	-
PTF	<i>Phormium tenax 'Flamin'</i>	Red NZ Flax	259	78	1m	200mm	-
TA	<i>Themeda australis</i>	Kangaroo Grass	1041	792	0.4m	140mm	-
TL	<i>Tristaniopsis laurina</i>	Water Gum	2	0	8m	45 litre	2



NOTE:
Root control barrier to be installed for all planting where in close proximity to underground services.

LEGEND

- PROPOSED TREE
- PROPOSED SCREEN SHRUBS/HEDGES
- PROPOSED FEATURE SHRUBS
- MASS PLANTING OF NATIVE GRASSES
- CONCRETE TO ARCHITECT'S DETAILS
- STAGE 2 WORKS

REVISIONS

- A** **26.03.20**
1. Revisions to suit updated Architectural plans.
- B** **01.09.20**
1. Revisions to plan species to be all low water use species.
- C** **03.12.20**
1. Revisions to suit revised architectural plans.

LANDSCAPE AREA

STAGE	AREA
STAGE 1	
Lawn	00.00m ²
Garden Area	2762m ²
Total	2762m²
STAGE 2	
Lawn	00.00m ²
Garden Area	1610m ²
Total	1610m²

Verify all dimensions on site before commencing construction or ordering materials. Verify the dimensions of all manufactured products before installation. Use figured dimensions in preference to scaled dimensions. Report any discrepancies to the Landscape Architect for a decision before work commences.

NOTES

This plan is to be read in conjunction with all documentation prepared by Greenbox.



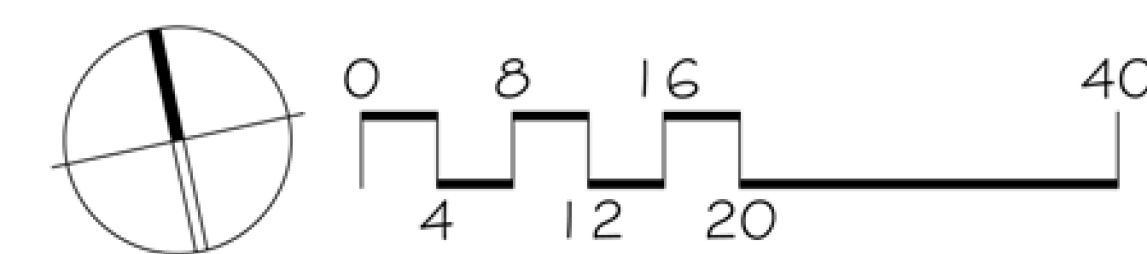
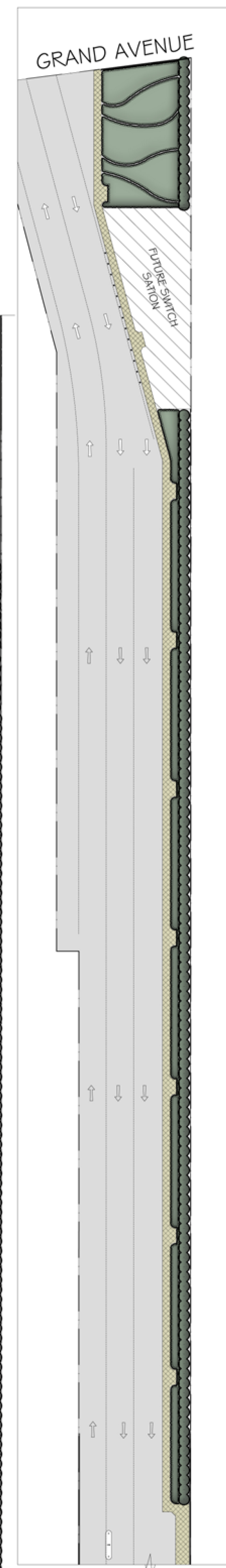
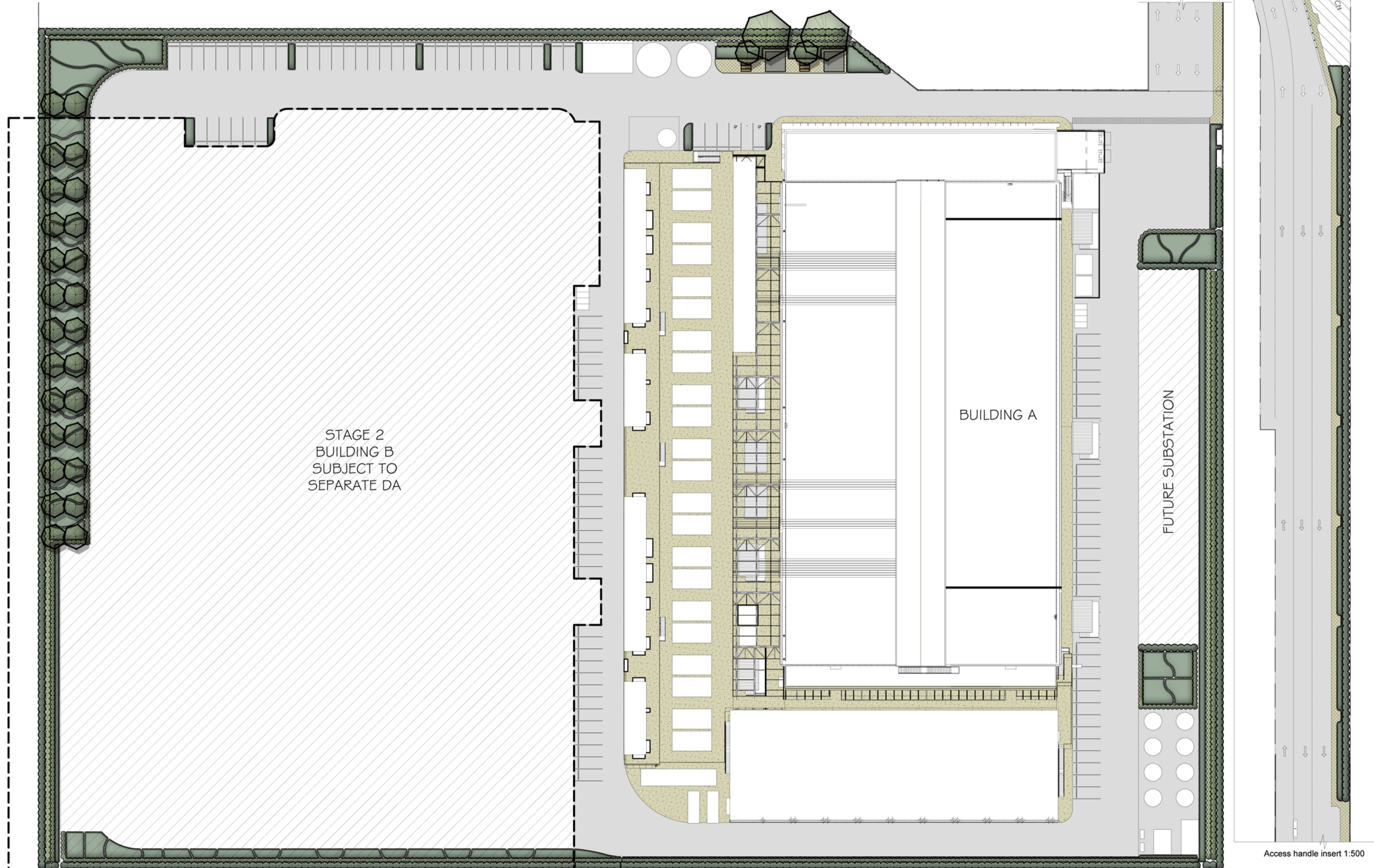
office. 16/303 pacific highway
lindfield nsw 2070
postal. 25 bent street
lindfield nsw 2070
ph 9416 4290 fax 9416 4735
A.C.N 097 328 580
email ija@netspace.net.au

project
Equinix SY9
8 Grand Avenue, Rosehill NSW 2142

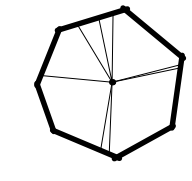
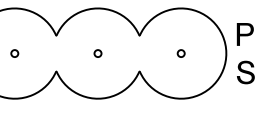
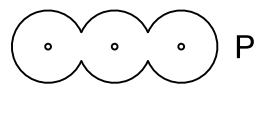



drawing
Overall Landscape Plan

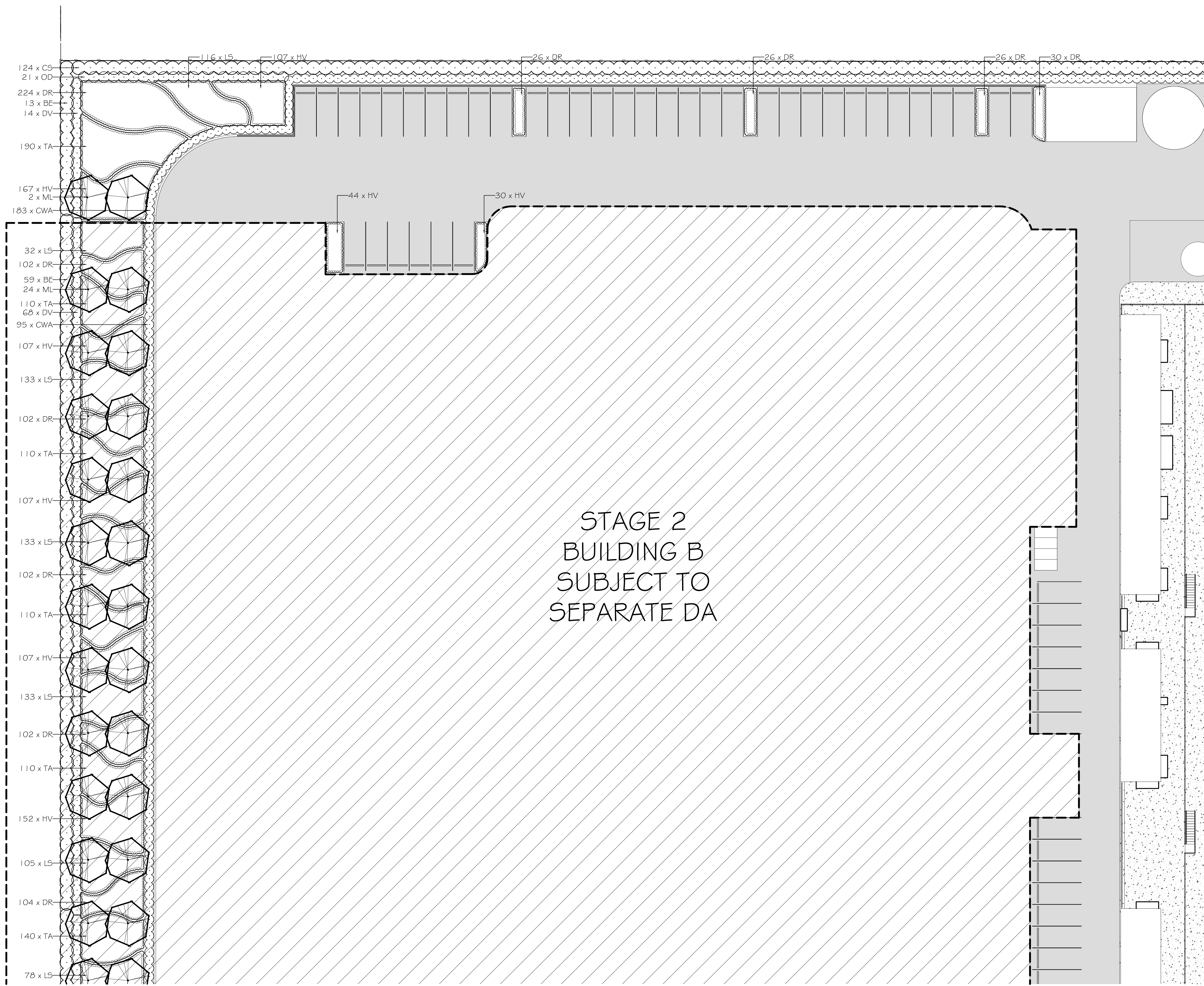
client
Equinix

date December 2020
scale 1:500 @ A1
1:1000 @ A3
job.dwg no. 170.20(19)/370'C
no. in set ONE/SIX
designed by IJ
drawn by HL/AM



LEGEND

-  PROPOSED TREE
-  PROPOSED SCREEN SHRUBS/HEDGES
-  PROPOSED FEATURE SHRUBS
-  MASS PLANTING OF NATIVE GRASSES
-  CONCRETE TO ARCHITECT'S DETAILS
-  STAGE 2 WORKS



STAGE 2
BUILDING B
SUBJECT TO
SEPARATE DA

REVISIONS

- | | |
|--|-----------------|
| A | 26.03.20 |
| 1. Revisions to suit updated Architectural plans. | |
| B | 01.09.20 |
| 1. Revisions to plant species to be all low water use species. | |
| C | 03.12.20 |
| 1. Revisions to suit revised architectural plans. | |

Verify all dimensions on site before commencing construction or ordering materials. Verify the dimensions of all manufactured products before installation. Use figured dimensions in preference to scaled dimensions. Report any discrepancies to the Landscape Architect for a decision before work commences.

NOTES

This plan is to be read in conjunction with all documentation prepared by Greenbox.



office. 16/303 pacific highway
lindfield nsw 2070
postal. 25 bent street
lindfield nsw 2070
ph 9416 4290 fax 9416 4735
A.C.N 097 328 580
email ijla@netspace.net.au

project
Equinix SY9
8 Grand Avenue, Rosehill NSW 2142

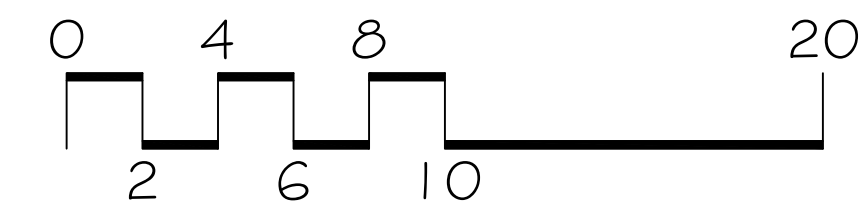
drawing
Detailed Landscape Plan
1

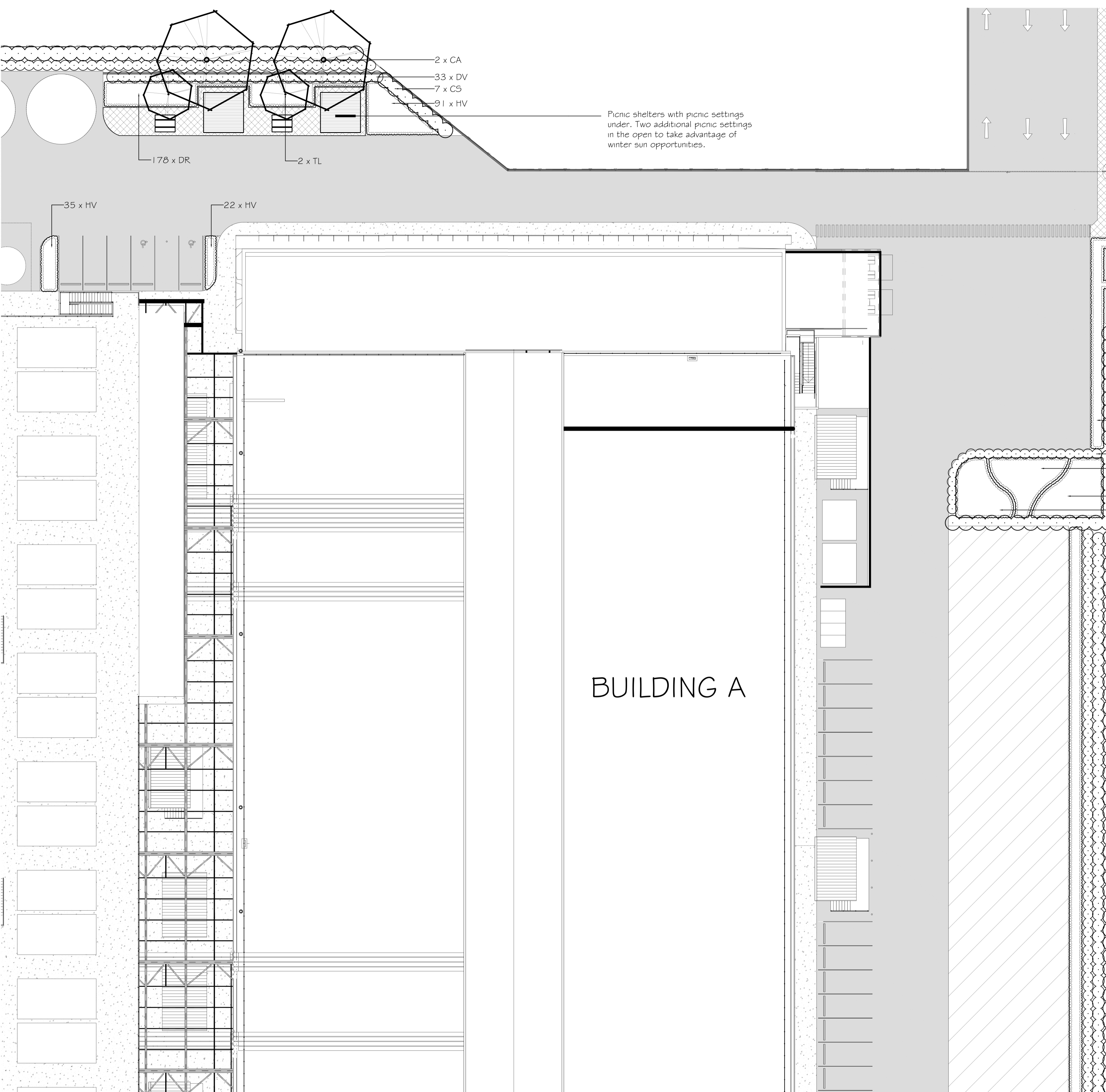
client
Equinix

date December 2020
scale 1:200 @ A1
1:400 @ A3

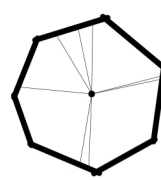
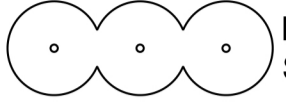
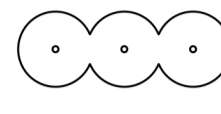

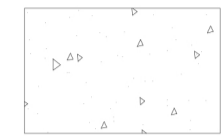

job.dwg no. 170.20(19)/371'C
no. in set TWO/SIX

designed by IJ
drawn by HL/AM





LEGEND

-  PROPOSED TREE
-  PROPOSED SCREEN SHRUBS/HEDGES
-  PROPOSED FEATURE SHRUBS
-  MASS PLANTING OF NATIVE GRASSES
-  CONCRETE TO ARCHITECT'S DETAILS
-  STAGE 2 WORKS

REVISIONS

A 26.03.20
1. Revisions to suit updated Architectural plans.

B 01.09.20
1. Revisions to plant species to be all low water use species.

C 03.12.20
1. Revisions to suit revised architectural plans.

Verify all dimensions on site before commencing construction or ordering materials. Verify the dimensions of all manufactured products before installation. Use figured dimensions in preference to scaled dimensions. Report any discrepancies to the Landscape Architect for a decision before work commences.

NOTES

This plan is to be read in conjunction with all documentation prepared by **Greenbox**.



office. 16/303 pacific highway
lindfield nsw 2070
postal. 25 bent street
lindfield nsw 2070
ph 9416 4290 fax 9416 4735
A.C.N 097 328 580
email ijla@netspace.net.au

project
Equinix SY9
8 Grand Avenue, Rosehill NSW 2142

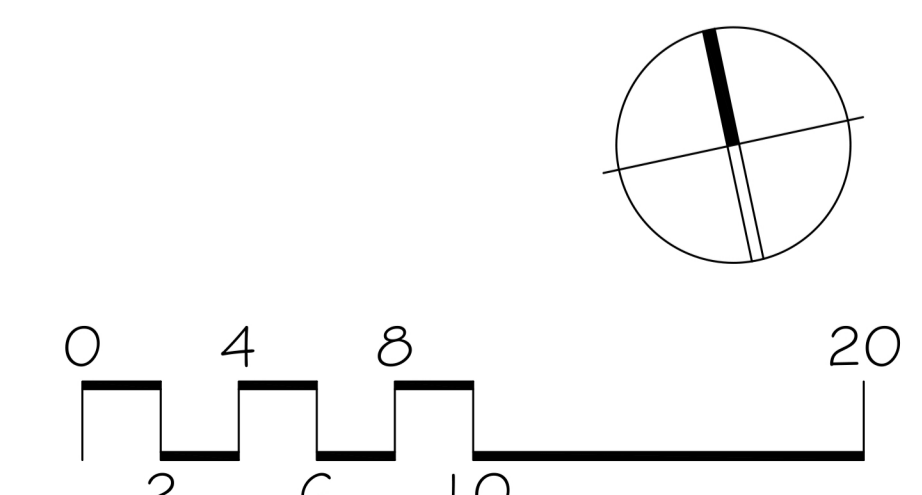
drawing
Detailed Landscape Plan
2

client
Equinix

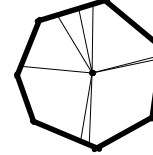
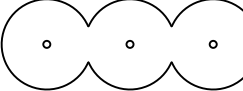




date December 2020 **scale** 1:200 @ A1
1:400 @ A3

job.dwg no. 170.20(19)/372'C' **no. in set** THREE/SIX

designed by IJ **drawn by** HL/AM



LEGEND

-  PROPOSED TREE
-  PROPOSED SCREEN SHRUBS/HEDGES
-  PROPOSED FEATURE SHRUBS
-  MASS PLANTING OF NATIVE GRASSES
-  CONCRETE TO ARCHITECT'S DETAILS
-  STAGE 2 WORKS

STAGE 2
BUILDING B
SUBJECT TO
SEPARATE DA

REVISIONS

- | | |
|--|-----------------|
| A | 26.03.20 |
| 1. Revisions to suit updated Architectural plans. | |
| B | 01.09.20 |
| 1. Revisions to plant species to be all low water use species. | |
| C | 03.12.20 |
| 1. Revisions to suit revised architectural plans. | |

Verify all dimensions on site before commencing construction or ordering materials. Verify the dimensions of all manufactured products before installation. Use figured dimensions in preference to scaled dimensions. Report any discrepancies to the Landscape Architect for a decision before work commences.

NOTES

This plan is to be read in conjunction with all documentation prepared by Greenbox.



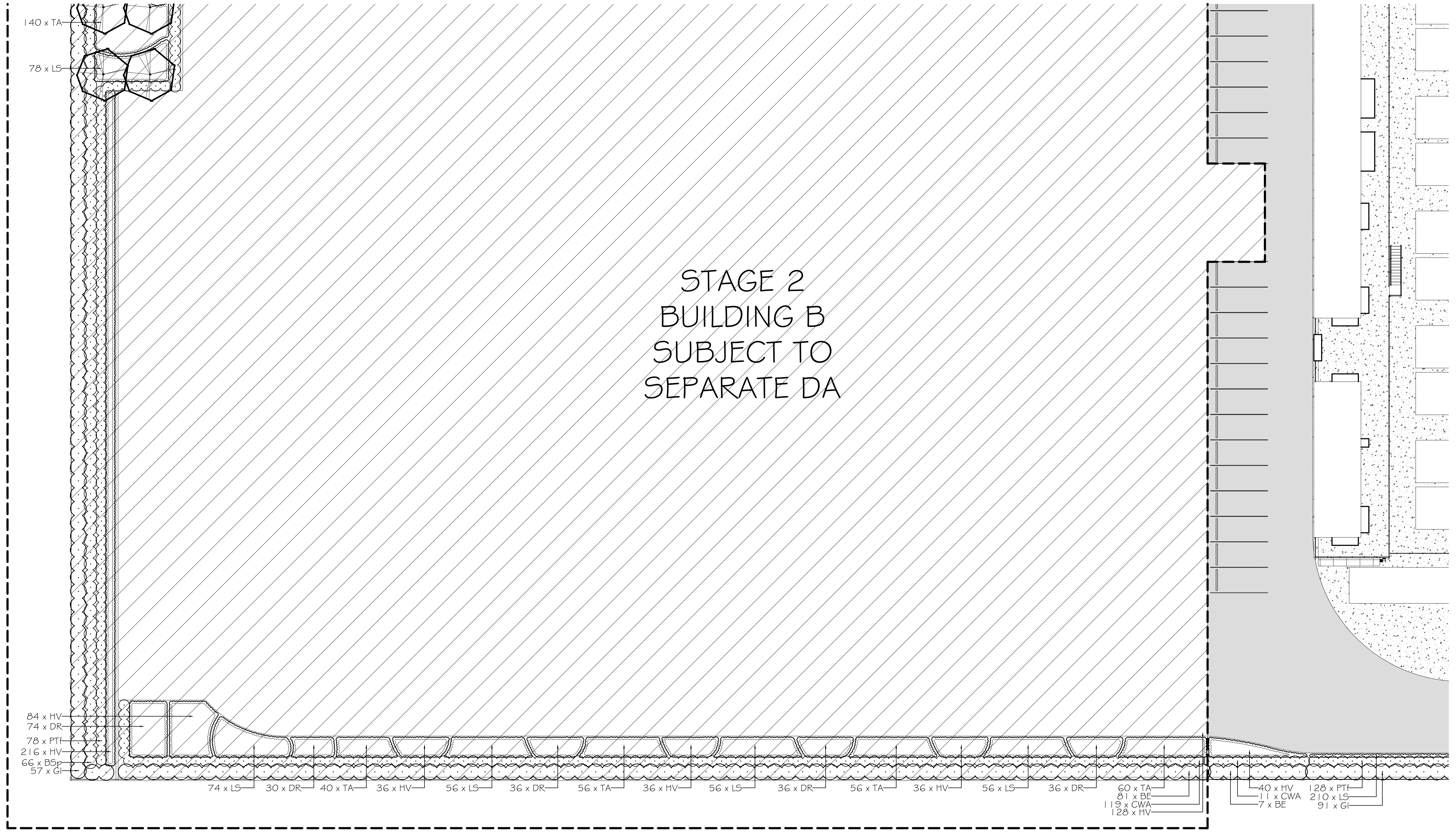
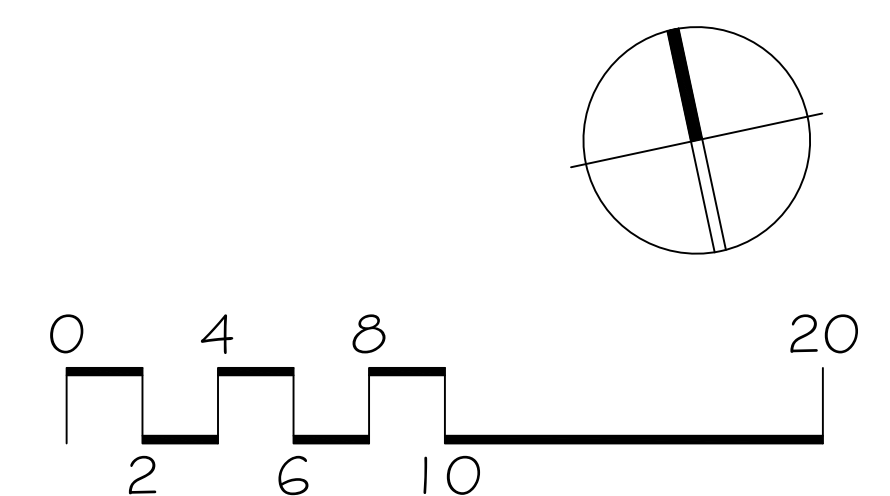
office. 16/303 pacific highway
lindfield nsw 2070
postal. 25 bent street
lindfield nsw 2070
ph 9416 4290 fax 9416 4735
A.C.N 097 328 580
email ijla@netspace.net.au

project
Equinix SY9
8 Grand Avenue, Rosehill NSW 2142

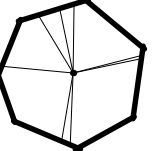
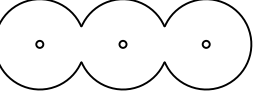


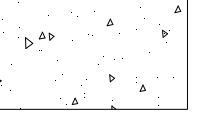

drawing
Detailed Landscape Plan
3

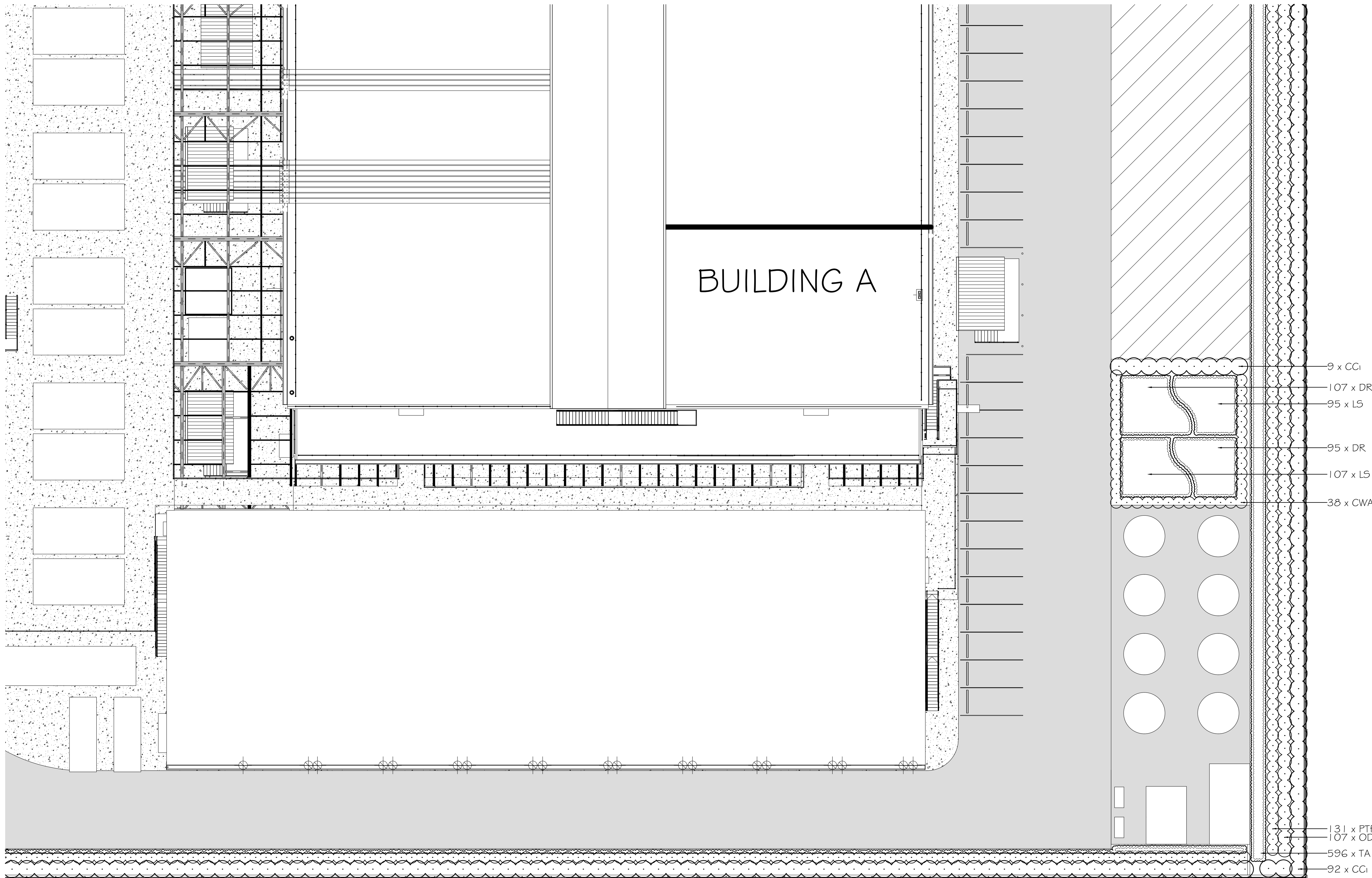
client
Equinix

date	December 2020	scale	1:200 @ A1 1:400 @ A3
job.dwg no.	170.20(19)/373'C	no. in set	FOUR/SIX
designed by	IJ	drawn by	HL/AM



LEGEND

-  PROPOSED TREE
-  PROPOSED SCREEN SHRUBS/HEDGES
-  PROPOSED FEATURE SHRUBS
-  MASS PLANTING OF NATIVE GRASSES
-  CONCRETE TO ARCHITECT'S DETAILS
-  STAGE 2 WORKS



- 9 x CCI
- 107 x DR
- 95 x LS
- 95 x DR
- 107 x LS
- 38 x CWA
- 131 x PTF
- 107 x OD
- 596 x TA
- 92 x CCI

REVISIONS

- A 26.03.20**
1. Revisions to suit updated Architectural plans.
- B 01.09.20**
1. Revisions to plant species to be all low water use species.
- C 03.12.20**
1. Revisions to suit revised architectural plans.

Verify all dimensions on site before commencing construction or ordering materials. Verify the dimensions of all manufactured products before installation. Use figured dimensions in preference to scaled dimensions. Report any discrepancies to the Landscape Architect for a decision before work commences.

NOTES

This plan is to be read in conjunction with all documentation prepared by Greenbox.



office. 16/303 pacific highway
lindfield nsw 2070
postal. 25 bent street
lindfield nsw 2070
ph 9416 4290 fax 9416 4735
A.C.N 097 328 580
email ijla@netspace.net.au

project
Equinix SY9
8 Grand Avenue, Rosehill NSW 2142

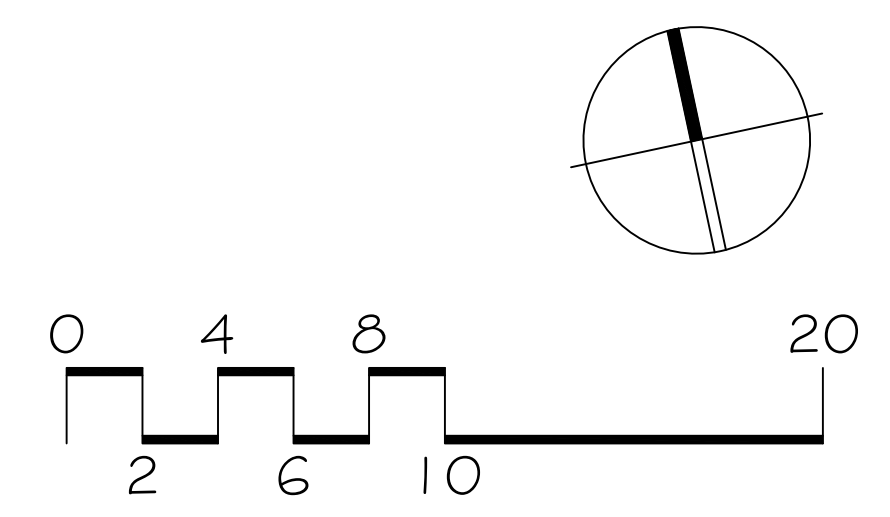
drawing
Detailed Landscape Plan
4

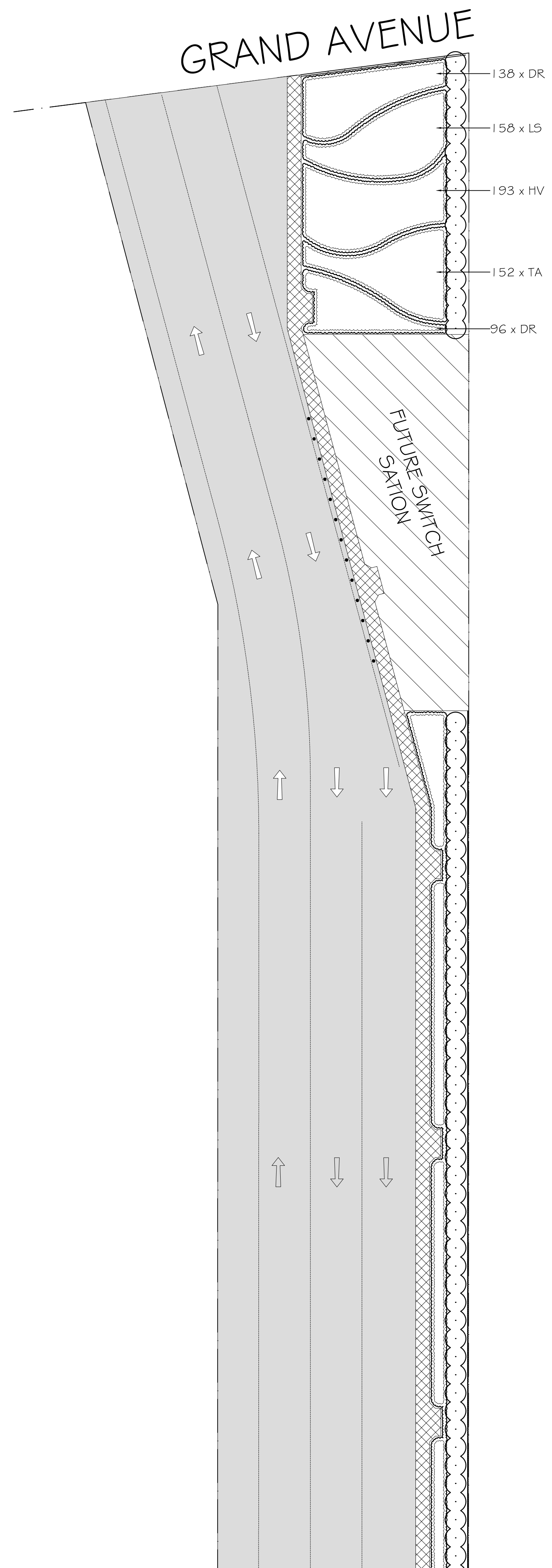
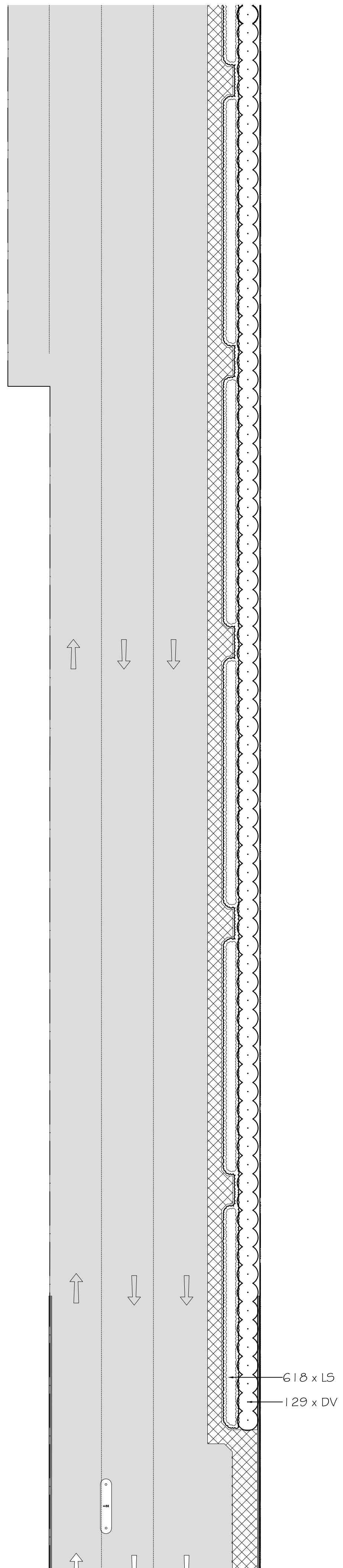
client
Equinix

date December 2020
scale 1:200 @ A1
1:400 @ A3

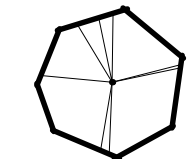
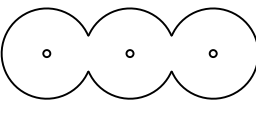
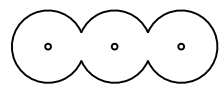



job.dwg no. 170.20(19)/374'C
no. in set FIVE/SIX

designed by IJ
drawn by HL/AM





LEGEND

-  PROPOSED TREE
-  PROPOSED SCREEN SHRUBS/HEDGES
-  PROPOSED FEATURE SHRUBS
-  MASS PLANTING OF NATIVE GRASSES
-  CONCRETE TO ARCHITECT'S DETAILS
-  STAGE 2 WORKS

REVISIONS

- A 01.09.20**
1. Revisions to plant species to be all low water use species.
- B 03.12.20**
1. Revisions to suit revised architectural plans.

Verify all dimensions on site before commencing construction or ordering materials. Verify the dimensions of all manufactured products before installation. Use figured dimensions in preference to scaled dimensions. Report any discrepancies to the Landscape Architect for a decision before work commences.

NOTES

This plan is to be read in conjunction with all documentation prepared by Greenbox.



office. 16/303 pacific highway
lindfield nsw 2070
postal. 25 bent street
lindfield nsw 2070
ph 9416 4290 fax 9416 4735
A.C.N 097 328 580
email ija@netspace.net.au

project
Equinix SY9
8 Grand Avenue, Rosehill NSW 2142

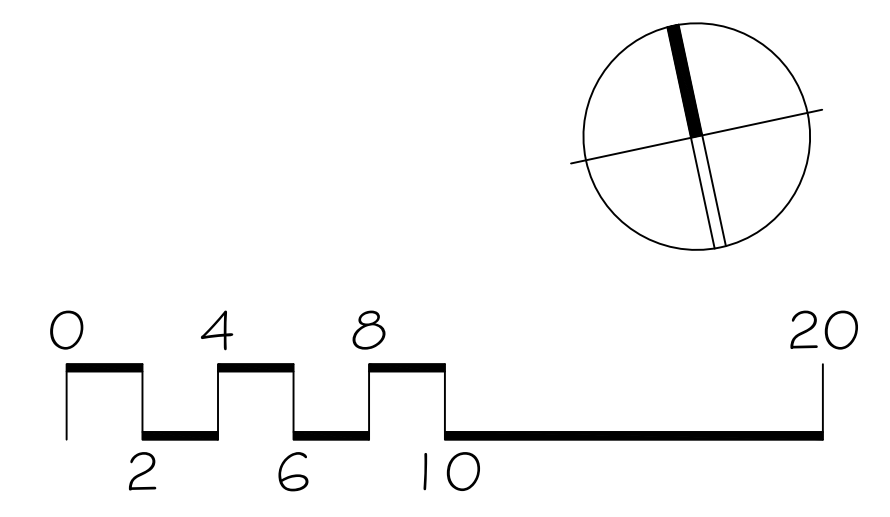
drawing
Detailed Landscape Plan
5

client
Equinix

date December 2020 **scale** 1:200 @ A1
1:400 @ A3

job.dwg no. 170.20(19)/083'B' **no. in set** SIX/SIX

designed by IJ **drawn by** HL/AM



SSM 59227 MGA ORIGIN
E318091.953
N6255984.731

GRAND AVENUE

101°47'25"
126.350m

268°39'00"
210.985m

268°39'00"
27.720m

171°15'00"
37.225m

186°01'20"
80.450m

186°01'20"
99.095m

186°01'20"
99.095m

186°01'20"
99.095m

186°01'20"
99.095m

186°01'20"
99.095m

186°01'20"
99.095m

186°01'20"
99.095m

186°01'20"
99.095m

186°01'20"
99.095m

186°01'20"
99.095m

186°01'20"
99.095m

186°01'20"
99.095m

186°01'20"
99.095m

186°01'20"
99.095m

186°01'20"
99.095m

186°01'20"
99.095m

186°01'20"
99.095m

186°01'20"
99.095m

186°01'20"
99.095m

186°01'20"
99.095m

EASEMENT TO DRAIN SEWAGE (1251293)

LOT 1
D.P. 1258587

LOT 2
D.P. 1258587

(A) RESTRICTION ON THE USE OF LAND (DP1076295)
(B) POSITIVE COVENANT (DP1076295)

THIS CAD FILE HAS BEEN SCALED BY 1000
SSM 59227 ADOPTED AS SCALE ORIGIN POINT
DIMENSIONS SHOWN ARE TRUE DISTANCES BY DP 1258687
REFER TO PLAN SP1196_006R2 FOR TRUE BOUNDARY COORDINATES

NORTH

DRAWING STATUS

PROJECT:

EQUINIX SY9
10 GRAND AVENUE
ROSEHILL

CLIENT:

A.W. EDWARDS PTY LTD
BUILDERS AND CONTRACTORS
131 SAILORS BAY ROAD
NORTHERIDGE NSW 2063
Ph (02) 9458 1474 Fax (02) 9458 6208

S.P. SITE SETOUT PTY LTD



CONSTRUCTION SURVEYING
UNIT 36/9 HOYLE AVENUE
CASTLE HILL 2154
Mobile: 0411 315 379
Telephone: (02) 9659 3316
Facsimile: (02) 9659 3318
Email: stephen@spsite.com.au

SCALE

1:800 (AI)

DATE 26/11/2020

DATUM A.H.D

CADD FILE REF AWE/ROSEHILL

DWG No:

SP1196-006R3.PRO

PLAN:

SITE BOUNDARY CAD ISSUE
LOT 2 DP. 1258587
COORDINATES TO GDA94